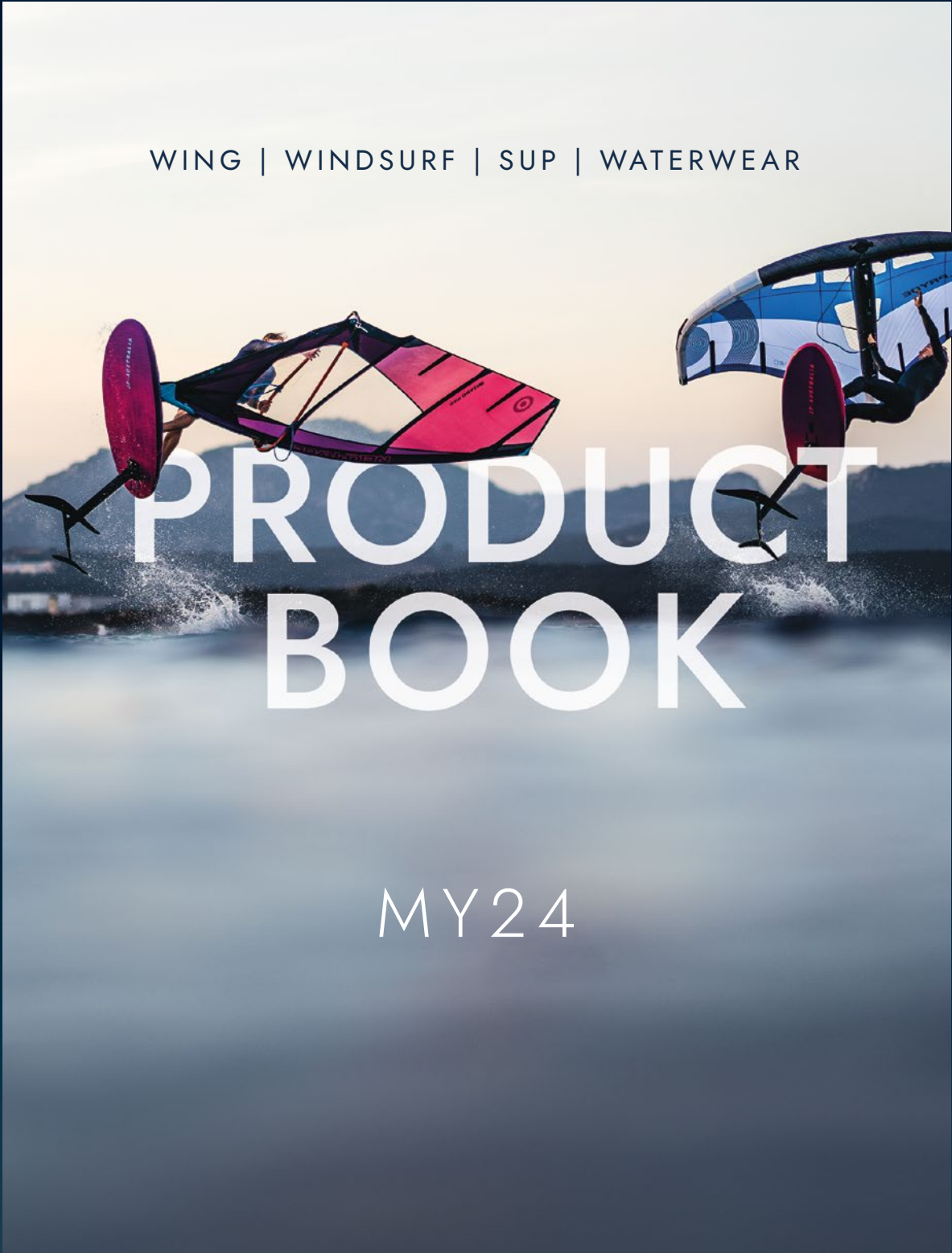




NEILPRYDE

WING | WINDSURF | SUP | WATERWEAR



PRODUCT BOOK

MY24

prydegroup



PRODUCT TABLE OF CONTENTS BOOK

NEILPRYDE

- 06 **WINDSURF SAILS**
- 24 **WINDSURF RIG**
- 34 **WINGS**
- 54 **WINGS SPARES**
- 58 **FOILS** for Wing, SUP & Windsurf
- 76 **NEOPRENE**
- 116 **THERMABASE**
- 118 **RASHGARDS**
- 122 **VESTS**
- 124 **NEO ACCESSOIRES**
- 130 **BOARDBAGS** for Wing, SUP & Windsurf
- 134 **HARNESS**
- 138 **ACCESSOIRES** for Wing, SUP & Windsurf
- 142 **PROMOTION**

JP-AUSTRALIA

- 152 **WINDSURF BOARDS**
- 184 **WINDSURF FINS**
- 188 **WING BOARDS**
- 212 **SUP BOARDS**
- 234 **SUP PADDLES**
- 238 **SUP SPARES**
- 240 **PROMOTION**

NEILPRYDE



WINDSURF

SAIL & RIG

SAIL CONSTRUCTION

COMPARISON


LIGHTWEIGHT
ULTRA SCRIM
2MIL



TAFFETA
LUFF




ULTRA CLEAR
WINDOW 6 MIL**



LITE SKIN
ARAMID**



Q-BONDED
ARAMID PROFUSE
TACK & CLEW**



PRO FUSE

Our most premium construction

Meets our pro's demands as our lightest and most responsive construction

Exceptionally strong due to unique Kevlar reinforcements

Best visibility on the wave

FEATURED IN:

COMBAT PRO FUSE
ATLAS PRO FUSE
ZONE PRO FUSE


LIGHTWEIGHT
ULTRA SCRIM
2MIL



TAFFETA
LUFF




ULTRA PE X PLY
WINDOW 5 MIL



HIGH DENSITY
ULTRA PE



POWERFUSE
TACK & CLEW



PRO HD

Premium HD Construction

Lighter than HD, featuring Ultra Scrim sail body like Pro Fuse

Ultra PE X Ply window offers added strength compared to Pro Fuse


Slightly softer in the hands and less direct than Pro Fuse

550g lighter than Combat Pro HD 2023 (in 4.7 qm)

FEATURED IN:

COMBAT PRO HD | ATLAS PRO HD

LIGHTWEIGHT
ULTRA-PE TRIAX
3 MIL**




TAFFETA
LUFF



ULTRA PE X PLY
WINDOW 5 MIL



POWERFUSE
TACK & CLEW**



HIGH DENSITY
ULTRA PE**



HD

Our strongest & most affordable wave sail construction

Slightly softer feel and lighter than last years HD version

2024 HD now features Powerfuse Tack & Clew

High density black Ultra-PE Triax in sail body

700g lighter than Combat HD 2023 (in 4,7 qm)

FEATURED IN:

COMBAT HD | ATLAS HD



PRO FUSE

Pro Fuse construction features our latest Q-Bond Fuse technology which uses radially aligned Aramid yarns, bonded together inside an ultra-light skin to produce our lightest load distribution technology ever. The radial layout provides maximum strength in high-load areas and minimum weight as the yarns disperse loads into the main sail body, eliminating stretch and deformation.

FEATURED IN PRO FUSE



LITE SKIN ARAMID

Densely woven Aramid yarns for ultimate chafe protection. Built into the construction of our Pro Fuse panels, so no other layer of chafe protection is required.


FEATURED IN PRO FUSE



POWER FUSE

POWERFUSE tack and clew panels are made from fully laminated, overlapping yarns which radiate from points of high loads. Our unique radial construction creates variable thickness panels which gradually thin out towards the centre of the sail to reduce weight and distribute loads while eliminating stretch and deformation.

FEATURED IN PRO HD & HD



KEVLAR REINFORCED LEECH STRIP

Kevlar yarns provide an extremely strong outer edge to the leech. Only a very thin strip is needed to keep the sail extremely light for optimal handling while protecting the outer leech area with the incredible strength of Kevlar.

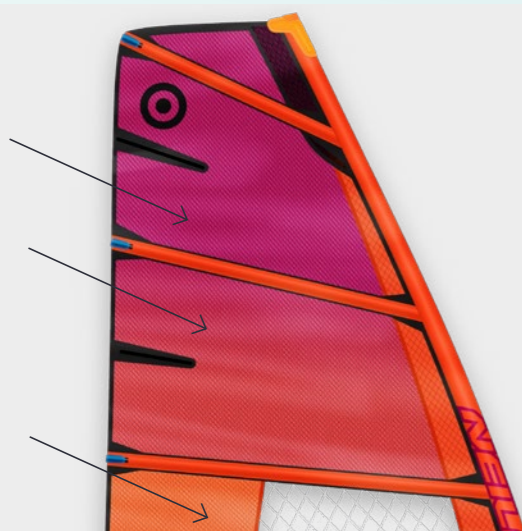
FEATURED IN PRO FUSE, PRO HD & HD



LIGHTWEIGHT ULTRA SCRIM

Centre upper panels use LIGHTWEIGHT ULTRA SCRIM laminate to minimize weight while providing outstanding rip-resistance due to the high yarn density of this material.

FEATURED IN PRO & PRO HD



ULTRA PE TRIAX

HD construction has received a huge upgrade this year with the introduction of our latest HD technology. Our new Triax High Density Ultra PE X-Ply has allowed us to cut significant weight from the HD versions of our sails this year, whilst maintaining strength and improving the sail's reaction to gusty winds.

FEATURED IN HD



ULTRA CLEAR

ULTRA CLEAR film window panel to ensure optimum visibility on the wave and the most direct responsiveness of any of our constructions for ultimate control. Reduced to 6mil for 2024 to further reduce weight.

FEATURED IN PRO FUSE



ULTRA-PE X-PLY

ULTRA-PE (Dyneema equivalent) reinforced clear X-Ply window panel for added durability. This Ultra-PE laminate is thinner and lighter than the clear window found in Pro Fuse construction (5mil instead of 6mil). This makes Pro HD and HD feel slightly softer compared to Pro construction.


FEATURED IN PRO HD & HD



TAFFETA LUFF

Rip-stop TAFFETA X-Ply laminate luff panel combines excellent stitch holding properties with responsive elasticity, which makes the sail softer and more forgiving than regular X-Ply but lighter and more responsive compared to Dacron.

FEATURED IN PRO FUSE, PRO HD & HD



BATTEN TENSIONER

All battens come with integrated batten tensioners to precisely tune and set the batten tension without the need of tools. Easy to open and adjusting batten tension.

FEATURED IN PRO, PRO HD & HD

DESIGN ENHANCEMENTS

THE NEW WAVE SAILS

„In order to achieve the weight savings and performance enhancements that we were looking for in 2024, we redesigned our entire wave sail construction, all the way from the panel layout. We developed very specific materials across the range which enabled us to use larger individual panels with less seams in order to significantly reduce the weight of all 3 technologies.

Variable thickness laminates have been the basis of NeilPryde's panel layout design philosophy for over 10 years and we have been improving their performance and increasing the areas where we are able to use these technologies year over year.“



ROBERT STROJ
NEILPRYDE SAIL DEVELOPER

TACK & CLEW

Pro Fuse is our lightest technology.

Aramid yarns in the Pro Fuse panels are fused together between 2 extremely thin layers of film using our **Ultrasonic Q-Bond Technology** to create a completely seamless, very light weight and extremely strong panel.

Lite-skin aramid built into the perimeter of the panels forms a **high-strength outer layer** which eliminates any need for extra reinforcements overlaid in the tack and clew of the sail - saving weight and increasing chafe and tear resistance.

Pro HD and HD now both feature Profuse 3.0, meaning that for 2024, **all of our wave sail technologies feature seamless radial panels with no stitches at all.**

Powerfuse 3.0 consists of custom laminated panels with **Ultra PE yarns laminated between 2 thin layers of film.** Our latest Powerfuse panels have been made **even lighter** by varying the **thickness of the black Ultra PE yarns** as well as using a **radial layout.** Perimeter areas where **most strength is needed** feature a thicker version of the Ultra-PE and a thinner version of the same material is used in interior parts of the panel where **light weight is of more importance than maximum strength.**

WINDOW

Pro Fuse construction features an **Ultra-Clear 6 mil window** to save weight compared to last year's version and provide maximum visibility on the wave.

Pro HD and HD versions share an **Ultra PE X-Ply window**, only 5mil thick for a slightly softer feeling, extra strength and reduced weight.



SAIL BODY

In Pro Fuse and Pro HD, the **main body** of the sail features **Ultra Scrim** which is our **lightest variable density scrim technology.** There are **no seams** except around the perimeters of the panels and loads are distributed by internal yarns. Ultra Scrim is only 2mil thick and **extremely light but at the same time** incredibly resistant to chafing and tearing.

In the **HD version,** we have developed a new high density black **Ultra-PE Triax** for use in the **head of the sail** which also **eliminates the need for stitching inside** the panels and is only 3mil thick, providing a significant weight saving compared to previous model HD sails, excellent load distribution, chafe resistance and tear resistance.

For 2024 all of our **luff sleeves are one-piece,** eliminating the seam that we used to have on the leading edge and every version now comes with a **single-piece taffeta luff panel** for smooth load distribution and tear resistance.

COMBAT PRO FUSE

„As a wave sailor who has been involved in the R&D for the Combat since 2004, I can honestly say that this year's edition of the Combat is the biggest single-year advancement we have ever made. The Pro Fuse version is the epitome of all of our design knowledge and it is an amazing step forward. We have eliminated many seams from the sail: the leading edge luff sleeve seam, the seam that used to go around the entire head of the sail where Ultra Scrim was replaced by Technora and all of the seams from the tack and clew. The Pro Fuse material itself is also significantly lighter than Powerfuse due to its construction and this has allowed us to make the sails a massive 25% lighter. When you first pick up a sail in your hands before rigging, you can immediately feel the weight difference and on the water, the light handling is instantly noticeable. We also massively improved the high-wind performance of the sails this year through a combination of a new luff curve, new shaping and new sail outline, together with the introduction of the new materials and the result is definitely our best all-round high-performance wave sail ever.“



ROBBY SWIFT
NEILPRYDE TEAM- & TESTRIDER

NEW & NEW TECH

ZONE PRO FUSE

PURE WAVE

The lightest, fastest, most effortless pure wave riding experience available. Completely reinvented for 2024, the Zone Pro Fuse combines a 3 batten layout, Ultra Scrim and our new Q-Bond panels to provide the lightest wave sail we have ever created. The new outline, luff curve and sail shaping offer far better early planing and stability so our most effortless wave riding sail now holds its own in a far wider variety of conditions.

CONSTRUCTION

Profuse Q-Bond	Taffetta luff panel
Ultra Scrim	Single seam
Integrated Batten pockets	Lite Skin Aramid
Clear window	Kevlar internal reinforcements



C3

SIZE	LUFF	BOOM	BATTENS	CAMS	IDEAL MAST	TOP FINISHING	BASE	CODE	SRP €*
3,5	348	149	3	0	340 RDM	Vario Top	14	140010	999,00
3,9	362	153	3	0	340 RDM	Vario Top	32	140010	1.029,00
4,3	373	156	3	0	370 RDM	Fixed Head	14	140010	1.049,00
4,7	373	162	3	0	370 RDM	Fixed Head	30	140010	1.069,00
5,1	373	166	3	0	400 RDM	Fixed Head	18	140010	1.099,00

NEW & NEW TECH

COMBAT PRO FUSE

CORE WAVE – ULTRALIGHT DURABILITY

Our World Cup Team Riders' sail of choice. Completely redesigned for 2024, the Combat Pro Fuse is our most advanced wave sail ever. A higher aspect design featuring a slightly longer mast, wider head and narrower boom greatly increases high end control in this year's edition of our best selling wave sail. Q-Bond panels and extended use of Ultra scrim allowed us to reduce weight by up to 25%. Built on the foundations of NeilPryde's patented reinforcement technologies, Pro Fuse sails are not only super light, but as strong (or stronger) than any NeilPryde sail ever built.

CONSTRUCTION

Profuse Q-Bond	Taffetta luff panel
Ultra Scrim	Single seam
Integrated Batten pockets	Lite Skin Aramid
Clear window	Kevlar internal reinforcements



C3

SIZE	LUFF	BOOM	BATTENS	CAMS	IDEAL MAST	TOP FINISHING	BASE	CODE	SRP €*
2,9	331	137	4	0	340 RDM	Vario Top	0	140013	999,00
3,3	343	140	4	0	340 RDM	Vario Top	4	140013	1.039,00
3,7	355	143	4	0	340 RDM	Vario Top	16	140013	1.069,00
4,0	367	146	4	0	340 RDM	Vario Top	28	140013	1.099,00
4,2	375	149	4	0	370 RDM	Fixed Head	4	140013	1.129,00
4,5	387	153	4	0	370 RDM	Fixed Head	16	140013	1.149,00
4,7	399	157	4	0	370 RDM	Fixed Head	28	140013	1.169,00
5,0	410	161	4	0	400 RDM	Fixed Head	10	140013	1.199,00
5,3	422	166	4	0	400 RDM	Fixed Head	22	140013	1.229,00
5,6	434	170	4	0	400 RDM	Fixed Head	34 / 4	140013	1.249,00

NEW

COMBAT PRO HD

LIGHT & ULTIMATE STRENGTH

Our World Cup Team Riders' sail of choice. Completely redesigned for 2024. A higher aspect design featuring a slightly longer mast, wider head and narrower boom greatly increases high end control in this year's edition of our best selling wave sail. Pro HD construction combines the lightweight Ultra Scrim sail body featured in our Pro Fuse sails with an X-Ply centre window for an even more bullet-proof sail. Powerfuse in the tack and clew offer pro level strength to weight ratio at a more affordable price than Pro Fuse.

CONSTRUCTION

Powerfuse	Taffetta luff panel
Ultra Scrim	Single seam
Integrated Batten pockets	Kevlar internal reinforcements
Ultra-PE X-Ply window	



C1

SIZE	LUFF	BOOM	BATTENS	CAMS	IDEAL MAST	TOP FINISHING	BASE	CODE	SRP €*
3,3	343	140	4	0	340 RDM	Vario Top	4	140012	919,00
3,7	355	143	4	0	340 RDM	Vario Top	16	140012	939,00
4,0	367	146	4	0	340 RDM	Vario Top	28	140012	959,00
4,2	375	149	4	0	370 RDM	Fixed Head	4	140012	969,00
4,5	387	153	4	0	370 RDM	Fixed Head	16	140012	979,00
4,7	399	157	4	0	370 RDM	Fixed Head	28	140012	989,00
5,0	410	161	4	0	400 RDM	Fixed Head	10	140012	999,00
5,3	422	166	4	0	400 RDM	Fixed Head	22	140012	1.029,00
5,6	434	170	4	0	400 RDM	Fixed Head	34 / 4	140012	1.049,00

NEW

COMBAT HD

CORE WAVE – CLASSIC HEAVY DUTY

Our World Cup Team Riders' sail of choice. Completely redesigned for 2024. A higher aspect design featuring a slightly longer mast, wider head and narrower boom greatly increases high end control in this year's edition of our best selling wave sail. HD construction is our most economical construction but don't let the price tag fool you. An Ultra PE X-Ply sail body with an X-Ply centre window form an extremely durable sail which is still light in the hands. The addition of Powerfuse in the tack and clew of our 2024 HD construction marks a significant upgrade to previous HD models and offers pro-level strength to weight ratio at a more affordable price than Pro Fuse.

CONSTRUCTION

Powerfuse	Taffetta luff panel
Ultra PE - laminate	Single seam
Integrated Batten pockets	Kevlar internal reinforcements
Ultra-PE X-Ply window	



C2

SIZE	LUFF	BOOM	BATTENS	CAMS	IDEAL MAST	TOP FINISHING	BASE	CODE	SRP €*
3,3	343	140	4	0	340 RDM	Vario Top	4	140014	799,00
3,7	355	143	4	0	340 RDM	Vario Top	16	140014	819,00
4,0	367	146	4	0	340 RDM	Vario Top	28	140014	829,00
4,2	375	149	4	0	370 RDM	Fixed Head	4	140014	839,00
4,5	387	153	4	0	370 RDM	Fixed Head	16	140014	859,00
4,7	399	157	4	0	370 RDM	Fixed Head	28	140014	879,00
5,0	410	161	4	0	400 RDM	Fixed Head	10	140014	899,00
5,3	422	166	4	0	400 RDM	Fixed Head	22	140014	919,00
5,6	434	170	4	0	400 RDM	Fixed Head	34 / 4	140014	929,00

NEW & NEW TECH

ATLAS PRO FUSE

POWER WAVE – ULTRALIGHT DURABILITY

Our favourite wave sail for onshore conditions and / or heavier sailors. Completely redesigned for 2024, the Atlas features a slightly higher aspect ratio and adjusted sail shaping to allow for smoother handling and a much lighter feel in the hands. Ultra Scrim and Q - Bond panels significantly reduce weight - up to 25%. Blast over whitewater and jump higher than ever, without sacrificing agility on the wave. Built on the foundations of NeilPryde's patented reinforcement technologies, Pro Fuse sails are not only super light, but as strong (or stronger) than any NeilPryde sail ever built.

CONSTRUCTION

- Profuse Q-Bond
- Ultra Scrim
- Integrated Batten pockets
- Clear window
- Taffetta luff panel
- Single seam
- Lite skin aramid
- Kevlar internal reinforcements



C3

SIZE	LUFF	BOOM	BATTENS	CAMS	IDEAL MAST	TOP FINISHING	BASE	CODE	SRP €*
4,2	379	155	5	0	370 RDM	Fixed Head	14	140016	1.139,00
4,6	396	161	5	0	370 RDM	Fixed Head	30	140016	1.169,00
5,0	412	167	5	0	400 RDM	Fixed Head	16	140016	1.199,00
5,4	428	172	5	0	400 RDM	Fixed Head	32 / 2	140016	1.219,00
5,8	444	176	5	0	430 RDM	Fixed Head	16	140016	1.249,00
6,2	462	183	5	0	430 RDM	Fixed Head	30	140016	1.269,00
6,5	466	186	5	0	460 RDM	Fixed Head	12	140016	1.299,00

NEW

ATLAS HD

POWER WAVE – CLASSIC HEAVY DUTY

Our favourite wave sail for onshore conditions and / or heavier sailors. Completely redesigned for 2024, the Atlas features a slightly higher aspect ratio and adjusted sail shaping to allow for smoother handling and a much lighter feel in the hands. Blast over whitewater and jump higher than ever, without sacrificing agility on the wave. HD construction is our most economical construction but don't let the price tag fool you. An Ultra - PE X- Ply sail body with an X - Ply centre window form an extremely durable sail which is still light in the hands. The addition of Powerfuse in the tack and clew of our 2024 HD construction marks a significant upgrade to previous HD models and offers pro - level strength to weight ratio at a more affordable price than Pro Fuse.

CONSTRUCTION

- Powerfuse
- Ultra PE-laminate
- Integrated Batten pockets
- Ultra-PE X-Ply window
- Taffetta luff panel
- Single seam
- Kevlar internal reinforcements



C2

SIZE	LUFF	BOOM	BATTENS	CAMS	IDEAL MAST	TOP FINISHING	BASE	CODE	SRP €*
4,2	379	155	5	0	370 RDM	Fixed Head	14	140018	869,00
4,6	396	161	5	0	370 RDM	Fixed Head	30	140018	879,00
5,0	412	167	5	0	400 RDM	Fixed Head	16	140018	899,00
5,4	428	172	5	0	400 RDM	Fixed Head	32 / 2	140018	929,00
5,8	444	176	5	0	430 RDM	Fixed Head	16	140018	949,00
6,2	462	183	5	0	430 RDM	Fixed Head	30	140018	969,00
6,5	466	186	5	0	460 RDM	Fixed Head	12	140018	999,00

NEW

ATLAS PRO HD

POWER WAVE – LIGHT & ULTIMATE STRENGTH

Our favourite wave sail for onshore conditions and / or heavier sailors. Completely redesigned for 2024, the Atlas features a slightly higher aspect ratio and adjusted sail shaping to allow for smoother handling and a much lighter feel in the hands. Blast over whitewater and jump higher than ever, without sacrificing agility on the wave. Pro HD construction combines the lightweight Ultra Scrim sail body featured in our Pro Fuse sails with an X - Ply centre window for an even more bullet - proof sail. Powerfuse in the tack and clew offer pro level strength to weight ratio at a more affordable price than Pro Fuse.

CONSTRUCTION

- Powerfuse
- Ultra Scrim
- Integrated Batten pockets
- Ultra-PE X-Ply window
- Taffetta luff panel
- Single seam
- Kevlar internal reinforcements



C1

SIZE	LUFF	BOOM	BATTENS	CAMS	IDEAL MAST	TOP FINISHING	BASE	CODE	SRP €*
4,2	379	155	5	0	370 RDM	Fixed Head	14	140017	979,00
4,6	396	161	5	0	370 RDM	Fixed Head	30	140017	999,00
5,0	412	167	5	0	400 RDM	Fixed Head	16	140017	1.019,00
5,4	428	172	5	0	400 RDM	Fixed Head	32 / 2	140017	1.039,00
5,8	444	176	5	0	430 RDM	Fixed Head	16	140017	1.059,00
6,2	462	183	5	0	430 RDM	Fixed Head	30	140017	1.079,00
6,5	466	186	5	0	460 RDM	Fixed Head	12	140017	1.099,00



NEW

WIZARD PRO

FREESTYLE

The Wizard is our pure, no-compromise freestyle sail. Power when you need it, incredibly neutral when you want it to be and with pop that will blow your mind. Everything you need to help you slide through your first spock all the way to perfecting double power moves. The 2024 edition features Powerfuse panels to reduce weight and a Taffeta luff panel for extra springy pop!

CONSTRUCTION

- Powerfuse
- Internally printed laminated film on upper panels
- Integrated Batten pockets
- Clear window
- Taffeta luff panel
- Single seam
- Kevlar internal reinforcements



SIZE	LUFF	BOOM	BATTENS	CAMS	IDEAL MAST	TOP FINISHING	BASE	CODE	SRP €*
3,6	358	139	4	0	340 RDM	Vario Top (40cm)	18	140020	869,00
4,0	376	145	4	0	370 RDM	Fixed Head	6	140020	879,00
4,4	394	151	4	0	370 RDM	Fixed Head	24	140020	889,00
4,8	414	157	4	0	400 RDM	Fixed Head	14	140020	899,00
5,2	428	164	4	0	400 RDM	Fixed Head	28	140020	919,00
5,6	444	169	4	0	430 RDM	Fixed Head	14	140020	929,00

FUSION HD

TOP CLASS FREEMOVE

Sitting right between the Atlas and Ryde in our range, the Fusion offers excellent bump and jump performance for sailors looking for more power and flat-water performance than a dedicated wave sail but still enough maneuverability to be able to throw forward loops, back loops and gentle wave rides. Light and stable, the Fusion is also a quick no-cam freeride sail when paired with a faster freeride board.

CONSTRUCTION

- X-Ply Clew/Tack panels
- Internally printed laminated film on upper panels
- Ultra-PE X-Ply window
- Ultra PE Taffeta Luff & Clew
- Single seam
- Kevlar internal reinforcements



TOP SELLER

SIZE	LUFF	BOOM	BATTENS	CAMS	IDEAL MAST	TOP FINISHING	BASE	CODE	SRP €*
4,5	403	162	5	0	400 RDM	Vario Top (50cm)	4	140024	799,00
5,0	419	173	5	0	400 RDM	Vario Top (50cm)	20	140024	819,00
5,5	433	183	5	0	400 RDM	Fixed Head	34 / 4	140024	839,00
6,0	444	191	5	0	430 RDM / SDM	Fixed Head	14	140024	859,00
6,5	459	199	5	0	430 RDM / SDM	Fixed Head	30	140024	879,00
7,0	473	207	5	0	460 RDM / SDM	Fixed Head	14	140024	899,00

RYDE

FREERIDE – RESPONSIVE & LIGHT

Our most user-friendly and affordable freeride sail. The Ryde offers fun windsurfing in its purest form. Quick to rig and light in the hands, it is a stable, smooth sail designed to build confidence in gybes, waterstarts and straight-line speed. Equally comfortable on fin or foil, the wide wind range and range of use will allow you to enjoy every session right from the word go.

CONSTRUCTION

- Internally printed laminated
- Tubular battens
- Clear Window
- Ultra PE Taffeta Luff & Clew
- Single seam
- Kevlar internal reinforcements



TOP SELLER

SIZE	LUFF	BOOM	BATTENS	CAMS	IDEAL MAST	TOP FINISHING	BASE	CODE	SRP €*
5,7	416	178	6	0	400 RDM	Vario Top (50cm)	16 / 2	140026	799,00
6,2	432	184	6	0	430 RDM / SDM	Fixed Head	2 / 32	140026	829,00
6,7	452	190	6	0	430 RDM / SDM	Fixed Head	22	140026	859,00
7,2	464	199	6	0	430 RDM / SDM	Fixed Head	34 / 4	140026	879,00
7,7	476	208	6	0	460 SDM	Fixed Head	16 / 46	140026	899,00

RYDE HD

FREERIDE – CLASSIC HEAVY DUTY

Our most user-friendly and affordable freeride sail. The Ryde offers fun windsurfing in its purest form. All the benefits of the Ryde but with the extra addition of x-ply in the center panels for our most durable construction in a freeride sail.

CONSTRUCTION

- Internally printed laminated
- Tubular battens
- Ultra-PE X-Ply window
- Ultra PE Taffeta Luff & Clew
- Single seam
- Kevlar internal reinforcements



TOP SELLER

SIZE	LUFF	BOOM	BATTENS	CAMS	IDEAL MAST	TOP FINISHING	BASE	CODE	SRP €*
5,7	416	178	6	0	400 RDM	Vario Top (50cm)	16 / 2	140027	839,00
6,2	432	184	6	0	430 RDM / SDM	Fixed Head	2 / 32	140027	869,00
6,7	452	190	6	0	430 RDM / SDM	Fixed Head	22	140027	899,00
7,2	464	199	6	0	430 RDM / SDM	Fixed Head	34 / 4	140027	919,00
7,7	476	208	6	0	460 SDM	Fixed Head	16 / 46	140027	939,00

SPEEDSTER

NO CAM FREERIDE SPORT

Slalom racing speed without the cams. Since its inception Speedster has always been a favourite no-cam, high performance freeride sail all around the world. It's outline is based on our RS:Racing slalom sails and it features medium-strong luff curve for stability and maximum wind range. Easier to rig, waterstart and jibe than a pure slalom sail but almost as fast, you will leave your friends in their tracks.

CONSTRUCTION

- Airflow battens
- Internally printed laminated film on upper panel
- Tubular battens
- Clear window



SIZE	LUFF	BOOM	BATTENS	CAMS	IDEAL MAST	TOP FINISHING	BASE	CODE	SRP €*
5,2	399	170 / 176	7	0	370 RDM	Fixed Head	30/0	140028	899,00
5,7	415	179 / 185	7	0	400 RDM	Fixed Head	16	140028	929,00
6,2	432	187 / 193	7	0	400 RDM	Fixed Head	32/2	140028	949,00
6,7	449	194 / 200	7	0	430 RDM / SDM	Fixed Head	20	140028	969,00
7,2	467	200 / 206	7	0	460 SDM	Fixed Head	8	140028	999,00
7,7	485	205 / 211	7	0	460 SDM	Fixed Head	26	140028	1.039,00
8,2	503	210 / 216	7	0	490 SDM	Fixed Head	14	140028	1.069,00

FREE FLIGHT

EASY HANDLING & MANEUVERABILITY

Our first dedicated foil freeride sail. Ultra-light weight, early flying. Optimum efficiency to get the most out of every foil session, allowing you to use the smallest sail possible. 4 battens and 1 mini cam (2 on the 6.6) make for the lightest possible feeling while maintaining stability. A short boom and tight leech get you flying as early as possible and feeling weightless over the foil.

CONSTRUCTION

- Internally printed laminated film on upper panels
- Tubular battens
- Clear window
- Ultra PE Taffetta & Clew



SIZE	LUFF	BOOM	BATTENS	CAMS	IDEAL MAST	TOP FINISHING	BASE	CODE	SRP €*
4,8	416	161	4	1	400 RDM	Fixed Head	16	140022	899,00
5,7	446	177	4	1	430 RDM	Fixed Head	16	140022	929,00
6,6	479	190	4	2	460 SDM	Fixed Head	20	140022	949,00

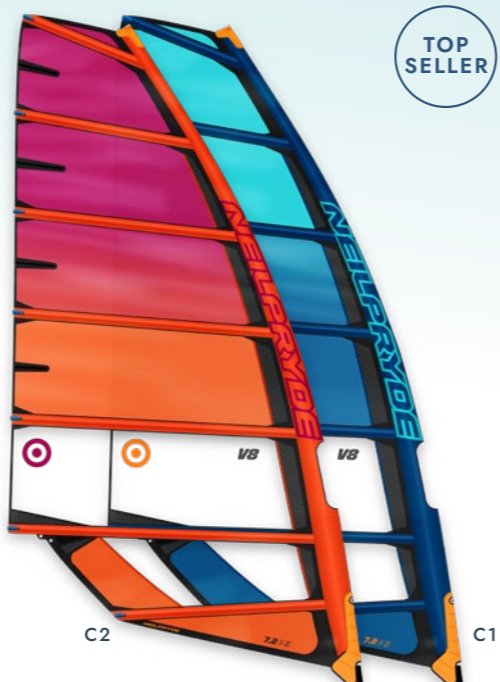
V8

TWIN CAM FREERIDE

Race sail performance without the encumbrances of a pure slalom sail. 2 cams and a narrower luff sleeve make the V8 easier to rig, gybe and waterstart than a pure race sail. Don't let the ease of use fool you though, V8 can hold its own around a race course and boasts even better early planning than even the most advanced slalom sails. Perfectly suited for foil or fin.

CONSTRUCTION

- Airflow battens
- Internally printed laminated film on upper panel
- Tubular battens
- Clear window



SIZE	LUFF	BOOM	BATTENS	CAMS	IDEAL MAST	TOP FINISHING	BASE	CODE	SRP €*
5,7	413	182 / 188	7	2	400 RDM	Fixed Head	14	140030	999,00
6,2	430	188 / 194	7	2	400 RDM	Fixed Head	30/0	140030	1.039,00
6,7	448	193 / 199	7	2	430 SDM	Fixed Head	18	140030	1.069,00
7,2	467	198 / 204	7	2	460 SDM	Fixed Head	8	140030	1.099,00
7,7	486	203 / 209	7	2	460 SDM	Fixed Head	26	140030	1.139,00
8,2	505	207 / 213	7	2	490 SDM	Fixed Head	16	140030	1.169,00
8,7	522	213 / 220	7	2	490 SDM	Fixed Head	32/2	140030	1.199,00
9,4	540	218 / 225	7	2	520 SDM	Fixed Head	20	140030	1.239,00

V8 FLIGHT

SPEED & CONTROLLABILITY

Our dedicated foil free-race sail. Combining the ultimate foiling technology of our Flight EVO range with the ease of use of the V8, V8 Flight is the ultimate high performance free-race foil sail. Super-fast and stable, 4 sizes from 5m to 8m will give you the ability to outfly your friends in anything from 6-25 knots. A favourite sail in personal quivers and windsurf centres across the world.

CONSTRUCTION

- Airflow battens
- Internally printed laminated film on upper panel
- Tubular battens
- Clear window



SIZE	LUFF	BOOM	BATTENS	CAMS	IDEAL MAST	TOP FINISHING	BASE	CODE	SRP €*
5,0	432	160 / 166	6	2	400 RDM	Fixed Head	32/2	140032	999,00
6,0	462	174 / 180	6	2	430 SDM	Fixed Head	32/2	140032	1.049,00
7,0	492	188 / 194	6	2	460 SDM	Fixed Head	32/2	140032	1.069,00
8,0	521	202 / 208	6	2	490 SDM	Fixed Head	32/2	140032	1.099,00

NEW

RS: RACING EVO XV

SLALOM RACING / FOIL RACING

Due to the overwhelming success of our 2023 RS: Racing EVOXIV, the EVOXV design is closely based on that of the EVOXIV, but with technological advancements from the introduction of new materials: Taffeta in the upper luff sleeve and Lite Skin Aramid in the clew.

The new materials have allowed us to improve durability and increase stretch resistance to create an even more responsive and competitive race sail.

CONSTRUCTION

- Airflow battens
- Internally printed laminated film on upper panels
- Tubular carbon fiber battens
- Ultra PE taffetta upper sleeve



SIZE	LUFF	BOOM	BATTENS	CAMS	IDEAL MAST	TOP FINISHING	BASE	CODE	SRP €*
4,9	396	166 / 172	7	4	370 RDM	Fixed Head	26	140036	1.549,00
5,3	416	168 / 174	7	4	400 RDM	Fixed Head	16	140036	1.579,00
5,6	426	174 / 180	7	4	400 RDM	Fixed Head	26	140036	1.599,00
6,5	458	186 / 192	7	4	430 SDM	Fixed Head	28	140036	1.629,00
7,4	486	200 / 206	7	4	460 SDM	Fixed Head	26	140036	1.669,00
8,2	512	210 / 216	7	4	490 SDM	Fixed Head	22	140036	1.699,00
9,0	538	220 / 226	7	4	520 SDM	Fixed Head	18	140036	1.749,00

NEW

RS: FLIGHT EVO V

FOIL RACING. REDEFINED.

Building on the success of our 2023 Flight EVO IV, our most technologically advanced foil sail has been redesigned once more to cater for the insatiable demands of our top foil racers. The entire sail is modeled in 3D in its actual flying shape with twist and luff curve accounted for. Quadruple luff panels blend with full carbon battens above the boom for ultimate performance. Higher aspect ratio with increased release in mid leech improve acceleration and cross - wind performance.

CONSTRUCTION

- Clear window
- Two clew positions
- Liteskin Aramid clew construction
- Clew loopsters
- Single seam
- Leading Edge Carbon rib
- Ultra -cams Quadruple luff construction
- Kevlar internal reinforcement



TOP
SELLER

SIZE	LUFF	BOOM	BATTENS	CAMS	IDEAL MAST	TOP FINISHING	BASE	CODE	SRP €*
4,3	398	158	6	4	370 RDM	Fixed Head	28	140038	1.569,00
4,9	420	166	6	4	400 RDM	Fixed Head	20	140038	1.599,00
5,7	446	174 / 176	7	4	430 RDM	Fixed Head	16	140038	1.629,00
6,7	488	186 / 188	7	4	460 SDM	Fixed Head	28	140038	1.659,00
7,7	526	198 / 200	7	4	520 SDM	Fixed Head	6/36	140038	1.699,00
8,7	556	205 / 207	7	4	550 SDM	Fixed Head	6/36	140038	1.739,00

DRAGONFLY HD KIDS

YOUTH PERFORMANCE

Styled and designed with the same attention to detail as our pro wave sails, Dragonfly is the ultimate youth sail. No expense has been spared in the design of this sail and it shows on the faces of the kids who try it for the first time. Super light-weight but durable design for ultimate ease of use and maneuverability, Dragonfly gives young rippers everything they need to achieve their goals!

CONSTRUCTION

- Taffetta luff panel
- Single seam
- Kevlar internal reinforcements



SIZE	LUFF	BOOM	BATTENS	CAMS	IDEAL MAST	TOP FINISHING	BASE	CODE	SRP €*
2,2	282	122	3	0	280 RDM	Vario Top	2	140034	419,00
2,7	308	134	3	0	280 RDM	Vario Top	28	140034	439,00
3,1	327	140	3	0	340 RDM	Vario Top	0	140034	459,00
3,5	345	148	3	0	340 RDM	Vario Top	6	140034	479,00
3,9	362	155	3	0	340 RDM	Vario Top	22	140034	499,00
4,3	368	160	3	0	340 RDM	Fixed Head	28/0	140034	519,00





TPX 100 SDM|RDM

100 % carbon prepreg construction using special Torq-Preg construction in the base of the mast. This unique prepreg material features +/- 45 degree fiber orientation. This helps to control torsion, particularly in the boom area. This construction results in an extremely light weight mast with very fast response time!



SDM				
LENGTH (cm)	STIFFNESS	WEIGHT (kg)	CODE	SRP €*
430	21	1,55	120110	949,00
460	25	1,75	120110	1.049,00
490	29	1,90	120110	1.099,00
520	33	2,05	120110	1.149,00
550	38	2,30	120110	1.199,00

RDM				
LENGTH (cm)	STIFFNESS	WEIGHT (kg)	CODE	SRP €*
340	15	1,15	120111	749,00
370	17	1,25	120111	799,00
400	19	1,35	120111	849,00
430	21	1,50	120111	899,00
460	25	1,80	120111	949,00

SPX 70 SDM|RDM

Our 70% carbon masts are offering the greatest value with the latest prepreg technologies in its product category. Thanks to the added fiberglass prepreg layers in the lamination process this mast is virtually indestructible! The use of fiberglass results in considerably thicker wall thickness making it immune to ovalization under compression as well as very resistant to impact damage. In weight it is very close to the previous FLX70 range.



SDM				
LENGTH (cm)	STIFFNESS	WEIGHT (kg)	CODE	SRP €*
430	21	2,05	120114	449,00
460	25	2,20	120114	499,00
490	29	2,40	120114	549,00

RDM				
LENGTH (cm)	STIFFNESS	WEIGHT (kg)	CODE	SRP €*
340	15	1,40	120115	439,00
370	17	1,50	120115	469,00
400	19	1,80	120115	499,00
430	21	2,10	120115	529,00

SPX 95 SDM | SPX 90 RDM

Almost 100 % carbon masts made strong! Compared to TPX100 there is additional safety margin in strength built into the mast. Increased hoop prepreg thickness spirally wound around the mast; this layer does not influence the stiffness or bend curve on the mast but increases the strength. It reinforces the column and prevents the mast ovalization during compression, eliminating the main reason of mast breakages.



SDM				
LENGTH (cm)	STIFFNESS	WEIGHT (kg)	CODE	SRP €*
430	21	1,65	120112	699,00
460	25	1,90	120112	749,00
490	29	2,09	120112	799,00
520	33	2,15	120112	849,00

RDM				
LENGTH (cm)	STIFFNESS	WEIGHT (kg)	CODE	SRP €*
340	15	1,30	120113	569,00
370	17	1,40	120113	599,00
400	19	1,50	120113	639,00
430	21	1,70	120113	669,00
460	25	1,90	120113	699,00



SPX 50 SDM|RDM

Now the lowest carbon content in our range. Due to popular demand, our team has developed this mast based on our sail range. Representing an easy and affordable entry into the world of NeilPryde. With 50% carbon we are offering the ideal price-quality ratio without compromising on performance or weight. These high-quality allrounders are especially suitable for entry, freeride or wave sails and we believe this is the minimum carbon content we should recommend for NeilPryde sail.



SDM



RDM

SDM					
LENGTH (cm)	STIFFNESS	WEIGHT (kg)	CODE	SRP €*	
430	21	2,40	120116	319,00	
460	25	2,70	120116	339,00	
490	29	3,28	120116	359,00	

RDM					
LENGTH (cm)	STIFFNESS	WEIGHT (kg)	CODE	SRP €*	
340	15	1,70	120117	279,00	
370	17	1,80	120117	299,00	
400	19	2,10	120117	319,00	
430	21	2,50	120117	339,00	

DRAGONFLY MAST KIDS

These composite masts have been designed to work best on the Dragonfly sails. A combination of fibreglass and carbon fibers is used to ensure this mast is strong and light.



RDM

LENGTH (cm)	STIFFNESS	WEIGHT (kg)	CODE	SRP €*
280	7	1,06	120119	199,00
340	15	1,64	120119	219,00



X-C WAVE STD

Our ultimate monocoque carbon pre-preg wave boom is designed for expert riders who demand knife-like precision from their equipment. This boom offers instantaneous control with its increased torsional rigidity and square profile tail end. Allowing zero lag time from flexing connections. Giving the cosiest sensation you have ever felt while holding a boom.

The XC Wave Carbon Boom allows maximum control thanks to its increased torsional rigidity. Coming with a VT joint for the strongest mast to boom connection including a monocoque custom pre-preg carbon tail extension and a square profile tail end.



LENGTH (cm)	ADJUST (cm)	ARM DIAMETER (mm)	ADJUSTMENT	RDM MAST SHIM	INTEGRATED TRIMMING SYSTEM	CODE	SRP €*
Standard: XC Wave 140 - 190	50	27	Twin-Pin Lever	✓	-	120132	1.149,00
Standard: XC Wave 160 - 220	60	27	Twin-Pin Lever	✓	-	120132	1.199,00

X-CS WAVE SLIM

Our ultimate monocoque carbon pre-preg wave boom is designed for expert riders who demand knife-like precision from their equipment. This boom offers instantaneous control with its increased torsional rigidity and square profile tail end. Allowing zero lag time from flexing connections. Giving the cosiest sensation you have ever felt while holding a boom.

The X-CS boom provides you with the ultimate direct steering experience. Thinner and lighter compared to the other carbon booms, the X-CS is made for riders who prefer that feeling of incredible lightweight in their hands. It features the same astonishing characteristics without noticeably compromising on stiffness. The new size of 150 - 200 is a state of the art all-round boom that satisfies the need of almost every rider.



LENGTH (cm)	ADJUST (cm)	ARM DIAMETER (mm)	ADJUSTMENT	RDM MAST SHIM	INTEGRATED TRIMMING SYSTEM	CODE	SRP €*
Slim: X-CS Wave 140 - 190	50	25	Twin-Pin Lever	✓	-	182115	929,00
Slim: X-CS Wave 150 - 200	50	25	Twin-Pin Lever	✓	-	182115	949,00

X-CS FREERACE SLIM

The X-CS FR carbon boom now offers the same precision performance as the XC wave booms but with a slimmer diameter grip than our other freeride or freerace booms at 26.5mm-28.5mm. This boom offers instantaneous control with its increased torsional rigidity and square profile tail end. Allowing zero lag time from flexing connections. Giving the cosiest sensation you have ever felt while holding a boom, and now allowing you to sail longer and grip easier with the narrower diameter arms.



LENGTH (cm)	ADJUST (cm)	ARM DIAMETER (mm)	ADJUSTMENT	RDM MAST SHIM	INTEGRATED TRIMMING SYSTEM	CODE	SRP €*
X-CS FR 175 - 225	50	26.5 - 28.5	Twin-Pin Lever	✓	-	120133	999,00

X-C RACE INTEROUTHHAUL STD

Our ultimate carbon pre-preg booms are designed for expert riders who demand knife-like precision from their equipment. This boom series offers instantaneous control with its increased torsional rigidity. Allowing zero lag time from flexing connections. Giving the cosiest sensation you have ever felt while holding a boom and the ultimate direct steering experience. The XC Race Interouthaul is a milestone in windsurf boom history. The first racing boom to ship with an integrated Interouthaul system. Featuring an oval diameter shape which feels natural in your hands while sailing and reduces arm-pump dramatically.



LENGTH (cm)	ADJUST (cm)	ARM DIAMETER (mm)	ADJUSTMENT	RDM MAST SHIM	INTEGRATED TRIMMING SYSTEM	CODE	SRP €*
XC Race 175 - 215	40	28 - 30	Twin-Pin Lever	-	✓	120132	1.649,00
XC Race 200 - 250	50	28 - 30	Twin-Pin Lever	-	✓	120132	1.699,00

X-F ALUMINUM STD

Our XF Forged Aluminum boom will excel in and survive through every session. The XF boom is the best and stiffest aluminium boom NeilPryde has ever designed. And the best alternative to Carbon booms.



TOP SELLER

LENGTH (cm)	ADJUST (cm)	ARM DIAMETER (mm)	ADJUSTMENT	RDM MAST SHIM	INTEGRATED ADJUSTABLE OUTHAUL PULLEYS	CODE	SRP €*
Standard: XF 175 - 225	50	30	Twin-Pin Lever	-	✓	120131	399,00
Standard: XF 200 - 250	50	30	Twin-Pin Lever	-	✓	120131	429,00

X-FS ALUMINUM SLIM

Our XF Forged Aluminum boom will excel in and survive through every session. The XF boom is the best and stiffest aluminum boom NeilPryde has ever designed. And the best alternative to Carbon booms. The XF-S Forged Aluminum Boom now offers the same precision performance as the standard XF boom but with a slimmer diameter grip at 27 mm.



TOP SELLER

LENGTH (cm)	ADJUST (cm)	ARM DIAMETER (mm)	ADJUSTMENT	RDM MAST SHIM	INTEGRATED ADJUSTABLE OUTHAUL PULLEYS	CODE	SRP €*
Slim: X-FS 140 - 190	50	27	Twin-Pin Lever	✓	-	182114	359,00
Slim: X-FS 150 - 200	50	27	Twin-Pin Lever	✓	-	182114	379,00
Slim: X-FS 160 - 210	50	27	Twin-Pin Lever	✓	-	182114	399,00

X-A ALUMINUM STD

The XA monocoque boom is superbly crafted and designed for multi-purpose use. Featuring most of the key components used on our high-performance booms. The XA is suitable for everybody because we only want you to hold the very best in your hands.



LENGTH (cm)	ADJUST (cm)	ARM DIAMETER (mm)	ADJUSTMENT	RDM MAST SHIM	INTEGRATED TRIMMING SYSTEM	CODE	SRP €*
XA 165 - 215	50	28	Twin-Pin Lever	✓	-	120130	289,00
XA 175 - 225	50	28	Twin-Pin Lever	✓	-	120130	299,00

X-AS ALUMINUM SLIM

The XA monocoque boom is superbly crafted and designed for multi-purpose use. Featuring most of the key components used on our high-performance booms. The XA is suitable for everybody because we only want you to hold the very best in your hands. The X-AS now offers the same precision performance as the standard XA boom but with a slimmer diameter grip at 27.1 mm.




LENGTH (cm)	ADJUST (cm)	ARM DIAMETER (mm)	ADJUSTMENT	RDM MAST SHIM	INTEGRATED TRIMMING SYSTEM	CODE	SRP €*
X-AS 140 - 190	50	27,1	Twin-Pin Lever	✓	-	182116	269,00
X-AS 150 - 200	50	27,1	Twin-Pin Lever	✓	-	182116	279,00

DRAGONFLY BOOM KIDS

With special thin grip, this boom is perfectly suited for small hands with big ambitions. Special emphasis has been put to keep the weight as low as possible.

This boom is part of our Dragonfly youth rig.



LENGTH (cm)	ADJUST (cm)	ARM DIAMETER (mm)	ADJUSTMENT	RDM MAST SHIM	INTEGRATED TRIMMING SYSTEM	CODE	SRP €*
115 - 165	50	26	Twin-Pin Lever	✓	-	120135	159,00



UXT SDM ALLOY

Universal pin extension system (UXT) is designed with solid aluminium tubes. Clamshell Adjustment System allows for easy and user friendly operation in all temperatures. Combined with double pulleys for friction-free, high tension downhauling. Mounted with Marlow rope.



SIZE	CODE	SRP €*
36	142221	119,00

UXT RDM ALLOY

Universal pin extension system (UXT) is designed with solid aluminium tubes. Clamshell Adjustment System allows for easy and user friendly operation in all temperatures. Combined with double pulleys for friction-free, high tension downhauling. Mounted with Marlow rope.



SIZE	CODE	SRP €*
36	142222	119,00

MXT SDM ALLOY

Used by most sailors on the PWA TOUR, the Mono-Button Mast Base and Extension System (MXT) has been designed to offer a secure, heavy duty connection and ease of operation. The MXT Extensions are fully integrated with stainless steel cleat/pulley bottom assemblies offering the best weight to stiffness ratio and creating very light but also very strong extensions. The special geometry with tilt bottom pulley makes perfect sail pulley/rope alignment. This allows the sail to be downhauled all the way down (block-to-block) and it reduces downhauling friction.



SIZE	CODE	SRP €*
34	122203	189,00
48	122203	199,00

MXT RDM ALLOY

Used by most sailors on the PWA TOUR, the Mono-Button Mast Base and Extension System (MXT) has been designed to offer a secure, heavy duty connection and ease of operation. This MXT RDM extension in the aluminum version comes fully integrated with stainless steel cleat/pulley bottom assemblies offering the best weight to stiffness ratio and creating very light but also very strong extensions. The special geometry with tilt bottom pulley makes perfect sail pulley/rope alignment. This allows the sail to be downhauled all the way down (block-to-block) and it reduces downhauling friction.



SIZE	CODE	SRP €*
34	122204	189,00

MXT SDM CARBON

Used by most sailors on the PWA TOUR, the Mono-Button Mast Base and Extension System (MXT) has been designed to offer a secure, heavy duty connection and ease of operation. This MXT SDM extension in the carbon version comes fully integrated with stainless steel cleat/pulley bottom assemblies offering the best weight to stiffness ratio and creating very light but also very strong extensions. The special geometry with tilt bottom pulley makes perfect sail pulley/rope alignment. This allows the sail to be downhauled all the way down (block-to-block) and it reduces downhauling friction.



SIZE	CODE	SRP €*
34	122205	339,00
48	122205	349,00

MXT RDM CARBON

Used by most sailors on the PWA TOUR, the Mono-Button Mast Base and Extension System (MXT) has been designed to offer a secure, heavy duty connection and ease of operation. This MXT RDM extension in the carbon version comes fully integrated with stainless steel cleat/pulley bottom assemblies offering the best weight to stiffness ratio and creating very light but also very strong extensions. The special geometry with tilt bottom pulley makes perfect sail pulley/rope alignment. This allows the sail to be downhauled all the way down (block-to-block) and it reduces downhauling friction.



SIZE	CODE	SRP €*
34	122206	349,00

DRAGONFLY RDM KIDS

This extension is part of our Dragonfly youth rig. Due to a lower load specification, we have been able to reduce the weight when compared to our regular RDM extension while still keeping the same high quality features, such as the clam shell and high quality anodizing.



SIZE	CODE	SRP €*
30	122207	99,00

POWER MXT BASE

Power bases featuring US box mast base system and transparent urethane tendon. The mast-base of choice for most professional windsurfers. Low profile, wide surface area contacting board for better load distribution, grip padded plate for shock absorption and scratch protection of board deck.



CODE	SRP €*
122210	89,00

POWER UXT BASE

Power bases featuring US box mast base system and transparent urethane tendon. Low profile, wide surface area contacting board for better load distribution, grip padded plate for shock absorption and scratch protection of board deck.

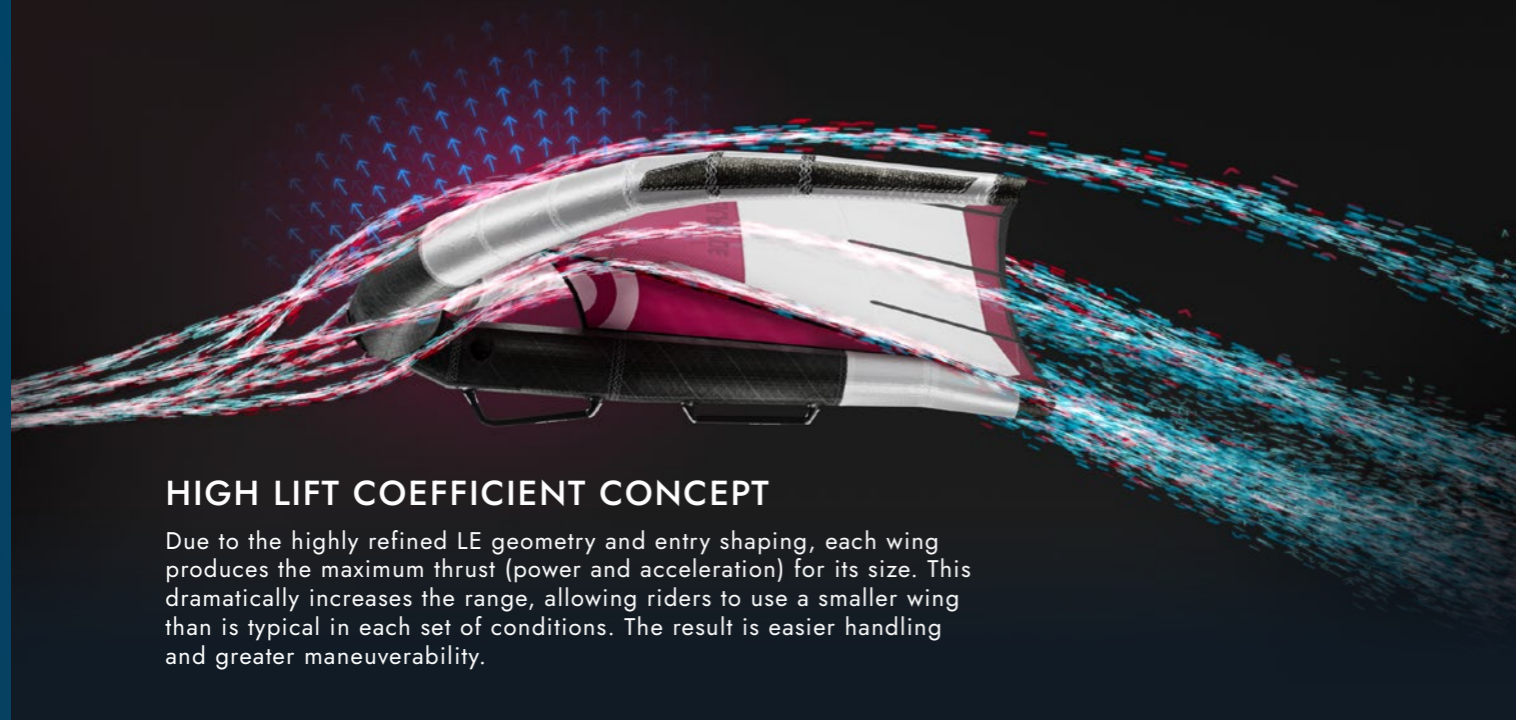


CODE	SRP €*
122209	79,00

NEILPRYDE



TECHNOLOGY




HIGH LIFT COEFFICIENT CONCEPT

Due to the highly refined LE geometry and entry shaping, each wing produces the maximum thrust (power and acceleration) for its size. This dramatically increases the range, allowing riders to use a smaller wing than is typical in each set of conditions. The result is easier handling and greater maneuverability.


VENTED STRUT

The large opening between the LE and the front of the fill panel (which connects the canopy to the strut) allows the pressure to equalize across the two sides of the wing. This improves overall performance and makes the wing even more stable.



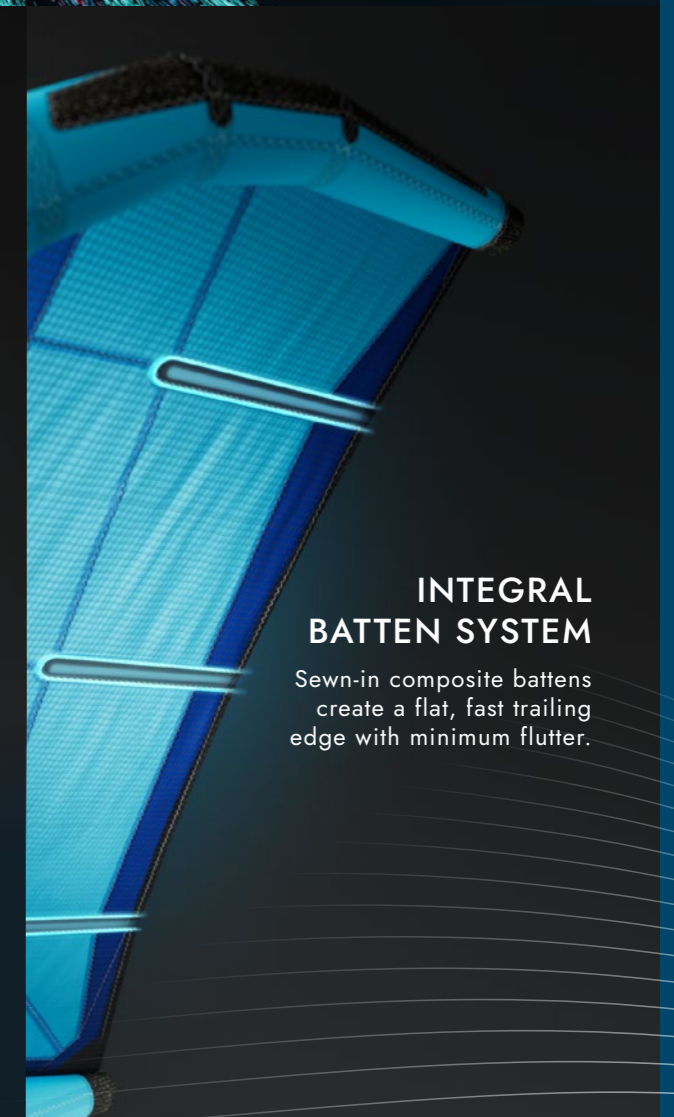
HIGH TENSION CANOPY WITH STRUCTURED CAMBER LENS

The 3D shape of the canopy leading edge is defined by a series of transverse panels that converge at the wingtips. This leverages the LE Tube structure to maximize tension in the critical entry sections – the result is more lift and a higher stall angle for better acceleration in light winds, and the ability to fly efficiently at low angles of attack for better control and higher top speeds in strong winds.



STAGGERED MATERIAL WEIGHTS ON LE

The use of an ultra-light, high-tenacity woven polyester at the wingtips and back of strut results in a very light 'feel' due to reduced swing weight. This improves overall performance and makes the wing even more stable.



INTEGRAL BATTEN SYSTEM

Sewn-in composite battens create a flat, fast trailing edge with minimum flutter.

DEVELOPMENTS

since the 1st generation of the FLY

To compare the first generation of the FLY with the second generation models FLY II and FLY II PRO, the wingspan and strut length are very close to each other -we did a lot of further development work, and that is something we really got right on the original Fly.

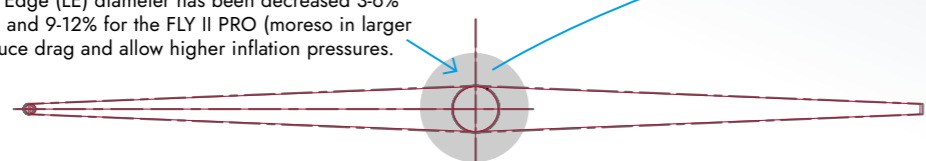
THE SHAPE DIFFERENCES

between the FLY II and the FLY II PRO

The Fly II and Fly II PRO are very close. The big differences concerning the shape are the LE diameter (the PRO is much smaller) and that - because it has a flatter entry angle to leverage the leading edge (LE) stiffness of the Aluula and reduce drag - the Fly PRO canopy appears slightly smaller when shown as flat pieces:

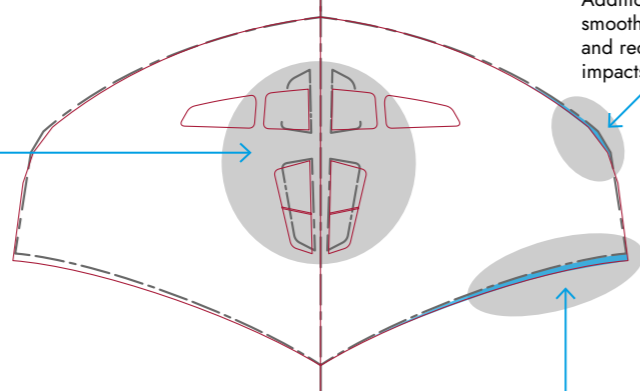
FLY vs. FLY II & FLY II PRO

The Leading Edge (LE) diameter has been decreased 3-6% for the FLY II and 9-12% for the FLY II PRO (more so in larger sizes) to reduce drag and allow higher inflation pressures.




Additional segment at front of wingtip smooths curve to add stiffness and reduces the effect of wave impacts when closing the gap.

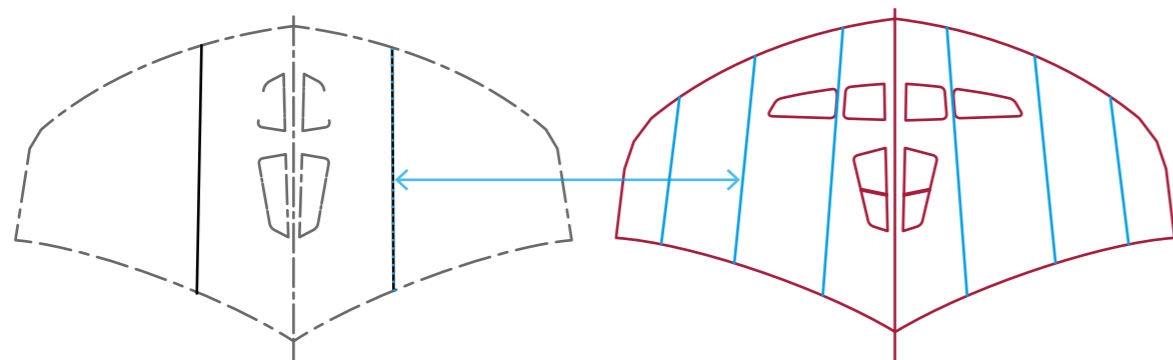
Evolved window shape adds outboard elements to improve visibility when sheeted in.



Wingtip sweep has been increased to improve upwind stability and for more control while holding the wing in a neutral position. The pointing ability is improved due to moved Center of Effort slightly to the leech.



The new wings have much more precise shaping built in, while retaining the **transverse paneling** that holds it's shape under load and stretches much less over time:



FLY

Single camber seam on each side.

FLY II & FLY II PRO

Three camber seams on each side to better control spanwise camber distribution and twist under load.

CONCEPT FLY II PRO

X-PLY WINDOWS

Dyneema X-Ply for the optimum balance between visibility, light weight and structural integrity. The window have been redesigned and repositioned to improve visibility.

HIGH QUALITY BLADDER WITH ANTI-TWIST SYSTEM

Fixing the bladder in different spots in the tube prevents it from twisting and therefore protects it from breaking when inflating. It also makes changing the bladder super easy and long lasting shape control.


Bladder made in Germany.

CANOPY MATERIAL

The trailing edge panels forward of the frame are made from Challenge Code 95 for exceptional stiffness and long lasting shape control.

LIGHT AND FLAT COMPOSITE BATTENS

Sewn-in composite battens create a flat, fast trailing edge with minimum flutter.




ALUULA AERIS X™

in the front panels of Leading Edge and Middle Strut.

VENTED STRUT

Allows the pressure to equalize the two sides of the wing.



ALUULA AERIS™

lightweight wingtips in Leading Edge and Middle Strut.

The new ALUULA materials enable a thinner and stiffer Leading Edge and Middle Strut than ever before.

CARBON HANDLES

Even lighter carbon handles with black EVA without texture, for a clean and technical look.

DEPOWER HANDLE

Perfectly sized and balanced for a neutral position.

DIHEDRAL FRONT PROFILE

The dihedral angle allows higher aspect ratios and increases performance.

SEPARATED AIR CHAMBER


The partition adds safety, increases the Leading Edge stiffness and allows the wing to be deflated more quickly.

LOW DRAG WINGTIPS WITH LINEAR WASHOUT

Improves low end acceleration during pumping as well as control when powered up.

BOUNDARY PANEL ON CANOPY PERIMETER



The canopy structure is reinforced with a tough high tenacity rip stop frame for maximum strength and durability.



ALTERNATIVE COLORWAY: C1 BLUE



HIGHLIGHTS FLY II PRO



ALUULA AERIS X™
Exceptionally strong, durable & balanced fabrics.

Using the same patented ALUULA Fuse™ process as the structural fabrics, ALUULA Aeris X™ fabrics feature additional reinforcement on the bias that delivers an exceptionally balanced performance for applications such as kite and wing canopy, and sails.

Aeris X™ fabrics are typically 20-50% lighter than incumbent fabrics, yet are 3-4 times stronger and 6 times better in tear resistance. After 800 hours of simulated UV exposure, Aeris X™ is 6 times stronger and has a staggering 64 times higher tear strength than incumbent canopy/sail fabrics.

ALUULA AERIS™
Exceptionally durable & ultralight.

Built using the same ALUULA Fuse™ process as the more structural fabrics, the ALUULA Aeris™ family combines the unmatched strength performance of the ALUULA Core™ along with the toughest and strongest ultralight films available, resulting in a softer hand feel but unrivaled strength, tear and abrasion characteristics.



BIAS STRENGTH
14 times higher bias strength than incumbent canopy and sail fabrics.



UV RESISTANCE
Vastly superior UV resistance compared to PU, Nylon or Polyester Textiles.



RECYCLING
Made from a single polymer.



WEIGHT
Lighter than nylon, polyester and aramid.



STRENGTH
Eight times the strength-to-weight ratio of steel.



RECYCLING
Made from a single polymer and recyclable.

Our Aluula materials can easily be repaired at home with an iron – FOR MORE DETAILS CHECK WWW.NEILPRYDE.COM



CARBON HANDLE TECHNOLOGY

RIGID TUBULAR HANDLES WITH PROPRIETARY BASE SYSTEM

Add amazing roll control and comfort while providing the perfect structure to add a harness line. With the introduction of the new carbon materials for 2024, the FLY II PRO features even lighter handles.

ERGONOMIC DESIGN

The handle bases integrate seamlessly into the strut, while the arc of the handle plane reduces fatigue and positions the wing at the optimum flight angle.

INTEGRAL IMPACT PROTECTION

The curved front handle has a bumper under the EVA grip to protect you and your board from impact.



DROP GRIP FRONT HANDLE

The vertical section on the forward handle lets the rider fly the wing further from his body for more efficiency, and further increases the wingtip clearance. It is also ideal for flagging and waveriding due to improved roll control over conventional flagging handles.

CALIBRATED HANDLE POSITIONS


The handles are equidistant from the center of effort on each wing size for effortless balanced flight. The larger wings feature longer handles to give the rider a range of hand position options to maximize power or reduce fatigue.



REDESIGNED X-PLY WINDOWS

NeilPryde X-Ply Windows with Structural Elements. 2024 NeilPryde wings feature a dyneema X-Ply for the optimum balance between visibility, light weight and structural integrity. The windows have been redesigned and repositioned to improve visibility.

The new X-Ply windows are 80% lighter than the previously used standard PVC window material.



HIGHLIGHTS

- LE with ALUULA AERIS X
Leading Edge made for strength and durability
- Wing Tips and end of Middle Strut
made of ALUULA AERIS
— exceptionally durable
& ultralight
- X-PLY Windows
- Carbon Handle



NEW

FLY II PRO

...CAUSE FLYING WILL NEVER BE THE SAME AGAIN!

The 2024 FLY II PRO is an innovative advancement of the first FLY edition from 2023. The shape has undergone revisions similar to those of the FLY II, but it has also been enhanced with premium materials to deliver exceptional performance and user experience.

From the original FLY, our goal was to enhance stability, stiffness, and improve handling and control. The FLY II PRO introduces Aluula AERIS X, featuring a +/-45° X weave as opposed to regular Aluula, with lightweight AERIS wingtips, resulting in significantly increased bias stiffness. This enables a thinner and stiffer Leading Edge (LE) than ever before. Additionally, since the materials are composed of a single polymer, they are ready for recycling.

In general the handle weight has been reduced, the FLY PRO now features even lighter carbon handles with black EVA without texture, for a clean and technical look.

The sizes are carefully chosen - the half square metre increments of the Fly Pro are optimum for the more 'pro' rider. From 3,5 to 6,5 - you can find your ideal premium NeilPryde wing.

INCLUDED:

FLY II PRO Backpack, Pump Adapter, Bladder Repair Set



SIZE	COLOUR	PRESSURE LE (PSI)	PRESSURE STRUT (PSI)	SPAN mm	STRUT mm	AR	WEIGHT kg	REC. LEASH LENGTH cm	CODE	SRP €*
3,5	C1 blue/white; C2 red/white	9,5	10	2990	1617	2,55	2,2	100	140040	1.999,00
4,0	C1 blue/white; C2 red/white	9,5	10	3169	1697	2,51	2,3	100	140040	2.049,00
4,5	C1 blue/white; C2 red/white	9	9,5	3330	1800	2,46	2,4	120	140040	2.099,00
5,0	C1 blue/white; C2 red/white	9	9,5	3480	1928	2,42	2,5	120	140040	2.149,00
5,5	C1 blue/white; C2 red/white	8,5	9	3642	2013	2,31	2,6	120	140040	2.199,00
6,0	C1 blue/white; C2 red/white	8,5	9	3742	2157	2,33	2,8	140	140040	2.249,00
6,5	C1 blue/white; C2 red/white	8	8,5	3890	2290	2,33	3,0	140	140040	2.299,00

CONCEPT FLY II

X-PLY WINDOWS IN THE BACK

Dyneema X-Ply for the optimum balance between visibility, light weight and structural integrity. The window have been redesigned and repositioned to improve visibility.

HIGH QUALITY BLADDER WITH ANTI-TWIST SYSTEM

Fixing the bladder in different spots in the tube prevents it from twisting and therefore protects it from breaking when inflating. It also makes changing the bladder super easy and long lasting shape control.

Bladder made in Germany.

CANOPY MATERIAL

The trailing edge panels forward of the frame are made from Challenge Code 95 for exceptional stiffness and long lasting shape control.

LIGHT AND FLAT COMPOSITE BATTENS

Sewn-in composite battens create a flat, fast trailing edge with minimum flutter.

PVC WINDOWS IN THE FRONT

Integral reinforcements carry the tranverse loads to minimize canopy distortion and stretch.

VENTED STRUT

Allows the pressure to equalize the two sides of the wing.

UNIQUE HANDLE DESIGN

Calibrated positions for effortless balanced flight, ergonomic design to reduce fatigue and position the wing at the optimum flight angle.

DEPOWER HANDLE

Perfectly sized and balanced for a neutral position.

DIHEDRAL FRONT PROFILE

The dihedral angle allows higher aspect ratios and increases performance.

SEPARATED AIR CHAMBER

The partition adds safety, increases the Leading Edge stiffness and allows the wing to be deflated more quickly.

LOW DRAG WINGTIPS WITH LINEAR WASHOUT

Improves low end acceleration during pumping as well as control when powered up.

BOUNDARY PANEL ON CANOPY PERIMETER

The canopy structure is reinforced with a tough high tenacity rip stop frame for maximum strength and durability.

LEADING EDGE & MIDDLE STRUT MATERIAL

The FLY II is now constructed entirely from Teijin LE dacron, greatly enhancing its shape durability.



ALTERNATIVE COLORWAY: C1 BLUE





HIGHLIGHTS

- High Lift Coefficient Concept
- High Quality Bladder with Anti-Twist System
- PVC and X-Ply Windows
- Ergonomic Handle Design



NEW

FLY II

JUST FLY!

The 2024 FLY II represents an evolutionary leap from the original model that features new materials, even more advanced 3D flying shapes, and a host of enhancements aimed at improving performance and enhancing the user experience.

Continuing with the unique high lift coefficient concept, it features an even stiffer airframe and a new twist profile, greatly enhancing handling and control in high wind conditions. The canopy tension distribution, originally derived from windsurfing sail design, has been fine-tuned to improve upwind speed and handling through upwind maneuvers. The dihedral front profile has been reshaped for increased stability when sheeted in, particularly beneficial for harness-equipped riders. Additional Leading Edge (LE) segments at the wingtips not only reduce drag but also provide added stiffness, enabling the wing to point higher. The vented strut has been updated with an additional stiffener at the Leading Edge (LE) in the center, enhancing stability in the area ahead of the fill panel, making the wing much more forgiving during tacks.

The FLY II is now constructed entirely from Teijin LE dacron, greatly enhancing its shape durability. The trailing edge panels forward of the frame are made from Challenge Code 95 for exceptional stiffness and long lasting shape control. The front windows are made of PVC and the back windows now feature a dyneema X-Ply for the optimum balance between visibility, light weight and structural integrity. The windows have been redesigned and repositioned to improve visibility.

The wide range of size options between 4.0 and 6.0 are unique to the Fly II. We have simplified the sizing between 1.8 to 3.5 compared to the previous model to make the selection process much easier.

INCLUDED:

FLY II Backpack, Pump Adapter, Bladder Repair Set



SIZE	COLOUR	PRESSURE LE (PSI)	PRESSURE STRUT (PSI)	SPAN mm	STRUT mm	AR	WEIGHT kg	REC. LEASH LENGTH cm	CODE	SRP €*
1,8	C1 blue; C2 red/orange	10,5	11	2195	1234	2,68	1,8	100	140041	849,00
2,4	C1 blue; C2 red/orange	10	10,5	2482	1364	2,57	2	100	140041	899,00
3,0	C1 blue; C2 red/orange	10	10,5	2756	1485	2,53	2,2	100	140041	949,00
3,5	C1 blue; C2 red/orange	9	9,5	2996	1605	2,56	2,4	100	140041	999,00
4,0	C1 blue; C2 red/orange	9	9,5	3135	1700	2,46	2,5	100	140041	1.049,00
4,3	C1 blue; C2 red/orange	8,5	9	3241	1808	2,44	2,6	120	140041	1.079,00
4,7	C1 blue; C2 red/orange	8,5	9	3355	1845	2,39	2,8	120	140041	1.099,00
5,0	C1 blue; C2 red/orange	8,5	9	3506	1944	2,46	2,9	120	140041	1.139,00
5,4	C1 blue; C2 red/orange	8	8,5	3560	2017	2,35	3	120	140041	1.169,00
5,7	C1 blue; C2 red/orange	8	8,5	3655	2075	2,34	3,1	140	140041	1.199,00
6,0	C1 blue; C2 red/orange	8	8,5	3723	2179	2,31	3,2	140	140041	1.219,00
6,7	C1 blue; C2 red/orange	7,5	8	3901	2335	2,27	3,4	140	140041	1.249,00



HIGHLIGHTS

- Carbon Ergo Handles
- High Lift Concept
- Hybrid Transverse Paneling
- PVC Windows
- Back Pack Bag



NEW

FLY SL

LIGHT WIND PERFORMANCE

Introducing the NP Fly SL - an all new design optimized for light wind performance especially for heavier riders. The Fly SL leverages the NP high lift concept (introduced on the original Fly to deliver both take off early AND light responsive handling) but is optimized for down range flying with flatter entry sections, slightly lower aspect ratio and reduced wing sweep to keep the center of effort evenly balanced between both hands.

This unique feature set also makes the FireFly arguably the best wing on the market for schools and beginners - riders can use a smaller size and still be confident in their take off, the Mono handle makes that first grab and maneuvers as easy as possible, and the shorter wing span makes it better suited for kids and smaller riders.


Developed by the NP design team to maximize the lightwind days on the lakes of Europe, the new Fly SL takes off early and stays up. The Fly SL is especially optimized for heavier riders/bigger boards, but is balanced and controllable in a way that benefits all riders looking to push their minimum wind take off speed to the limit on the lightest days.

INCLUDED:

FLY SL Backpack, Pump Adapter, Bladder Repair Set



SIZE	COLOUR	PRESSURE LE (PSI)	PRESSURE STRUT (PSI)	SPAN mm	STRUT mm	AR	WEIGHT kg	REC. LEASH LENGTH cm	CODE	SRP €*
7,0	C1 blue	7,5	8,5	3985	2360	2,27	3,5	140	140043	tba
8,0	C1 blue	7,0	8,0	4160	2570	2,16	3,8	140	140043	tba



Carbon Mono Handle:

This lightweight and durable carbon handle provides all the advantages of a boom and then takes it a step further by integrating the drop grip and ergonomics of the industry leading handles on the NP Fly.



HIGHLIGHTS

- Carbon Mono Handle
- High Lift Concept
- PVC Windows
- Tubular Bag



NEW

FIREFLY

FREESTYLE / SURF / ALL AROUND

Introducing the NeilPryde FireFly - an all new design optimized for freestyle and surf. The FireFly combines the NP high lift concept (introduced on the original Fly to deliver both take off early AND light responsive handling) with a host of new features developed over a year of close collaboration with our Freestyle and Wave test team - significantly reduced wingspan for rotational maneuvers and wave riding, the new NP Mono Handle that functions like a boom but adds the drop grip feature, and a simplified airframe with a stiffer feel for smoother drifting and tricks that require backwinded riding.

This unique feature set also makes the FireFly arguably the best wing on the market for schools and beginners - riders can use a smaller size and still be confident in their take off, the Mono handle makes that first grab and maneuvers as easy as possible, and the shorter wing span makes it better suited for kids and smaller riders.

Drawing on the accumulated expertise of the NP design team, the all new FireFly is optimized for freestyle, surf and schools. The FireFly is packed with innovations that elevate your wing foiling experience whether you are an experienced rider pushing into rotational moves/stepping up your game in surf or a new rider fresh to wing foiling, looking for the earliest take-off and easiest handling.

Part of the FLY Family: The new FireFly shares its DNA with the renowned FLY and freshly updated FLY II. This means you're getting a wing that's backed by the legacy of proven performance and relentless development that defines the NeilPryde brand.

INCLUDED:

Tubular FireFly Backpack, Pump Adapter, Bladder Repair Set



MID SEASON LAUNCH

SIZE	COLOUR	PRESSURE LE (PSI)	PRESSURE STRUT (PSI)	SPAN mm	STRUT mm	AR	WEIGHT kg	REC. LEASH LENGTH cm	CODE	SRP €*
2,0	C3 berry	10,5	11,0	2185	1223	2,39	1,7	100	140042	tba
2,5	C3 berry	10,0	10,5	2401	1360	2,31	1,8	100	140042	tba
3,0	C3 berry	10,0	10,5	2610	1495	2,27	2,0	100	140042	tba
3,5	C3 berry	9,0	9,5	2780	1605	2,21	2,15	100	140042	tba
4,0	C3 berry	9,0	9,5	2970	1720	2,21	2,3	100	140042	tba
4,5	C3 berry	8,5	9,0	3130	1832	2,18	2,5	120	140042	tba
5,0	C3 berry	8,5	9,0	3291	1950	2,17	2,65	120	140042	tba
5,5	C3 berry	8,0	8,5	3423	1996	2,13	2,8	120	140042	tba
6,0	C3 berry	8,0	8,5	3545	2160	2,09	2,9	120	140042	tba

LEASHES

Enhance your wingfoiling experience with our versatile Wing Leash. Securely attach the wing to your hand or hip for ultimate freedom and control. Crafted for durability and ease, this leash ensures a worry-free ride, allowing you to focus on your session.



SIZE	COLOUR	CODE	SRP €*
Wing Dyneema Wrist Leash 100cm	black	130051	39,95
Wing Dyneema Wrist Leash 120cm	black	130051	39,95
Wing Dyneema Wrist Leash 140cm	black	130051	39,95
Waist Leash Belt	black	196625	49,95

PUMP

Effortlessly inflate your wing with minimal effort and hit the water. Equipped with a spacious base and a pressure gauge, this pump allows for easy inflation. The pumping operation can be switched from single to double action - but no matter which option you choose, the pumping process is incredibly smooth.



SIZE	COLOUR	CODE	SRP €*
one size	orange	130050	49,95

BLADDERS FLY II

SIZE	CODE	SRP €*
1,8	140100	70,00
2,4	140100	75,00
3	140100	75,00
3,5	140100	75,00
4	140100	80,00
4,3	140100	80,00
4,7	140100	90,00
5	140100	90,00
5,4	140100	90,00
5,7	140100	100,00
6	140100	100,00
6,7	140100	100,00
Bladder LE incl. valve bottom part		
1,8	140101	70,00
2,4	140101	75,00
3	140101	75,00
3,5	140101	75,00
4	140101	80,00
4,3	140101	80,00
4,7	140101	90,00
5	140101	90,00
5,4	140101	90,00
5,7	140101	100,00
6	140101	100,00
6,7	140101	100,00
Bladder Strut incl. valve bottom part		
1,8	140101	70,00
2,4	140101	75,00
3	140101	75,00
3,5	140101	75,00
4	140101	80,00
4,3	140101	80,00
4,7	140101	90,00
5	140101	90,00
5,4	140101	90,00
5,7	140101	100,00
6	140101	100,00
6,7	140101	100,00

BLADDERS FLY II PRO

SIZE	CODE	SRP €*
3,5	140102	75,00
4	140102	80,00
4,5	140102	80,00
5	140102	90,00
5,5	140102	90,00
6	140102	100,00
6,5	140102	100,00
Bladder LE incl. valve bottom part		
3,5	140103	75,00
4	140103	80,00
4,5	140103	80,00
5	140103	90,00
5,5	140103	90,00
6	140103	100,00
6,5	140103	100,00
Bladder Strut incl. valve bottom part		
3,5	140103	75,00
4	140103	80,00
4,5	140103	80,00
5	140103	90,00
5,5	140103	90,00
6	140103	100,00
6,5	140103	100,00

FABRICS

	COLOUR	CODE	SRP €*
Fly II / Fly II PRO Wing Canopy Blue - Pantone 2945 C - 50gsm	Blue	140104	40,00
Fly II / Fly II PRO Wing Canopy Red - Pantone 220 C - 50gsm	Red	140104	40,00
Fly II PRO Wing Canopy White - 81gsm	white	140105	45,00
Fly II / Fly II PRO Wing Canopy Light Blue (Code 95) - Pantone 312 C - 81gsm	Blue	140106	45,00
Fly II Wing Canopy Orange (Code 95) - Pantone 021 C - 81gsm	orange	140106	45,00
Fly II / Fly II PRO Wing Canopy Blue (Trailing Edge) - Pantone 288 C - 95gsm	Blue	140107	40,00
Fly II / Fly II PRO Wing Canopy Red (Trailing Edge) - Pantone 208 C - 95gsm	Red	140107	40,00
Fly II Wing Dacron Blue - Pantone 312 C - 140gsm	blue	140108	40,00
Fly II Wing Dacron Orange - Pantone 021 C - 140gsm	orange	140108	40,00
Fly II Wing Dacron Grey - Pantone 432 C - 160gsm	Grey	140108	40,00
Fly II PRO Wing Aluula FX-86 Black - 86gsm	black	140109	200,00
Fly II PRO Wing Aluula FA-74 Black - 74gsm	white	140110	150,00
Wing Ultra PE X-Ply Window - 76gsm	Clear	140111	45,00

HANDLES

	SIZE / COLOUR	CODE	SRP €*
Wing Handle - Front Orange (including EVA tower inserts)	320	130106	50,00
	380	130106	55,00
	290	130108	45,00
Wing Handle - Back Orange (including EVA tower inserts)	320	130108	45,00
	380	130108	50,00
	420	130108	50,00
Wing Handle Tower Inserts Set - Orange	orange	130110	20,00
Wing Handle - Front Blue (including EVA tower inserts)	320	130106	50,00
	380	130106	55,00
	290	130108	45,00
Wing Handle - Back Blue (including EVA tower inserts)	320	130108	45,00
	380	130108	50,00
	420	130108	50,00
Wing Handle Tower Inserts Set - Blue	blue	130110	20,00
Wing Carbon Handle - Front Black (including EVA tower inserts)	320	140114	70,00
	380	140114	70,00
Wing Carbon Handle - Back Black (including EVA tower inserts)	380	140115	60,00
	420	140115	60,00
Wing Carbon Handle Tower Inserts Set of 4pcs	white	140116	20,00
Wing Center Handle	black	140117	30,00

WING BAG FLY II

SIZE	COLOUR	CODE	SRP €*
S	blue	140112	60,00
M	blue	140112	60,00
L	blue	140112	60,00
S	red/orange	140112	60,00
M	red/orange	140112	60,00
L	red/orange	140112	60,00

WING BAG FLY II PRO

SIZE	COLOUR	CODE	SRP €*
M	blue/white	140113	60,00
L	blue/white	140113	60,00
M	red/white	140113	60,00
L	red/white	140113	60,00

MISCELLANEOUS


	COLOUR	CODE	SRP €*
Wing Repair Kit (including mark cloth tape 4pcs 15x5cm & bladder repair patch)	div	130113	10,50
Wing LE/Strut Zipper	white	130114	3,50
Wing Valve Cover	black	130115	3,50
Wing Mini Batten 1000x12,5mm	black	130116	3,50
Wing Handle Screw Set (including 4x washer and 4 screws)	div	130117	3,50
Wing Valve - Top Part only	Black	130118	4,50
Pump Valve Adapter	Black	130019	4,00

Aluula Repair Airframe Kit (FX86 Black - FA74 White)

Aluula Repair Kit includes:

- FX-86 (black) / 10x6cm
- FA-74 (white) / 10x6cm
- PE Foam Patch / 15x10cm
- PET Release Liner / 15x10cm

orange	140118	17,50
--------	--------	-------




NEILPRYDE



FOIL

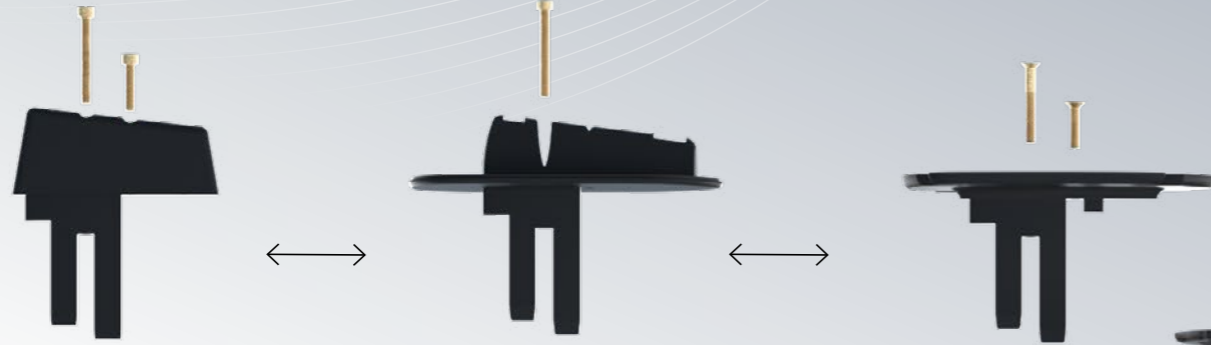
WING | WS | SUP



THE RIGHT FOIL FOR YOUR NEEDS

WING	● ● ● ● ●	● ● ● ● ●	● ● ● ● ●	● ● ● ○ ○	● ● ● ● ●	● ● ● ● ●
SURF	● ● ● ● ●	● ● ● ● ●	● ● ● ● ●	● ● ○ ○ ○	● ● ● ● ●	● ● ● ● ●
SUP	● ● ● ● ●	● ● ● ● ●	● ● ● ● ●	● ● ○ ○ ○	● ● ● ● ●	● ● ● ● ●
WS FOIL BEGINNER	● ● ● ● ●	● ● ● ● ●	● ● ● ○ ○	● ● ● ● ●	● ● ● ● ● ○	● ● ● ○ ○
WS FOIL INTERMEDIATE	● ● ● ● ●	● ● ● ● ●	● ● ○ ○ ○	● ● ● ● ● ○	● ● ● ● ● ●	● ● ● ● ● ○
WS FOIL RACING	● ● ● ● ●	● ● ● ● ●	● ● ● ● ●	● ● ● ● ● ○	● ● ● ● ● ○	● ● ● ● ● ●
WINDSURF FOILSTYLE	● ● ● ● ○	● ● ● ● ●	● ● ○ ○ ○	● ● ● ● ● ○	● ● ● ● ● ○	● ● ● ● ●





INTERCHANGEABLE HEADS

- SURFPLATE
- DEEP TUTTLE BOX
- POWERBOX

HM Carbon Masts come with fixed Surf Plate.

MASTS

GLIDE MAST ALU WILL FIT
GLIDE FUSELAGE ALU
AND

GLIDE MAST HM CARBON
WILL FIT GLIDE FUSELAGE
4 CARBON

HM Carbon Mast Options: 85 cm

Alu Mast Options:
55cm / 75cm / 85cm

FUSELAGE

GLIDE FUSELAGE ALU
WILL FIT GLIDE MAST ALU

AND GLIDE FUSELAGE 4 CARBON
WILL FIT GLIDE MAST HM CARBON

Fuselage Options:

- 60 cm Glide Fuselage 4Carbon
- 70 cm Glide Fuselage 4Carbon
- 70 cm Glide Fuselage Alu
- 80 cm Glide Fuselage Alu

* All Glide Fuselages are made of Aluminum.

BACK WINGS

ALL GLIDE HP AND SWIFT BACK WINGS ARE INTERCHANGEABLE ON ALL GLIDE FUSELAGES

GLIDE FOIL MODULAR SYSTEM

- GLIDE SWIFT ALU
- GLIDE SWIFT CARBON
- GLIDE WIND HP
- GLIDE SURF HP

FRONT WINGS

ALL GLIDE HP AND SWIFT FRONT WINGS ARE INTERCHANGEABLE ON ALL GLIDE FUSELAGES



THE NEW
GLIDE
SWIFT
CARBON



PART OF
MODULAR
GLIDE SYSTEM



FRONT
WINGS
6 - 14

FUSELAGE 60 | 71



FIXED HEAD
SURF PLATE



MAST
85

BACK WINGS
2,1 | 2,7



PERFECT FIT OF THE MAST INTO
THE FUSELAGE CONNECTION.



TITANIUM COATED
SCREWS

“ Since I tried the Swift for the first time I was in love with the foil! It is so intuitive, easy to use and has superior maneuverability. The perfect foil for an unforgettable day on the water. ”

– VINNICIUS MARTINS



NEW

GLIDE SWIFT ALU

DEEP TUTTLE BOX | POWERBOX | SURF PLATE

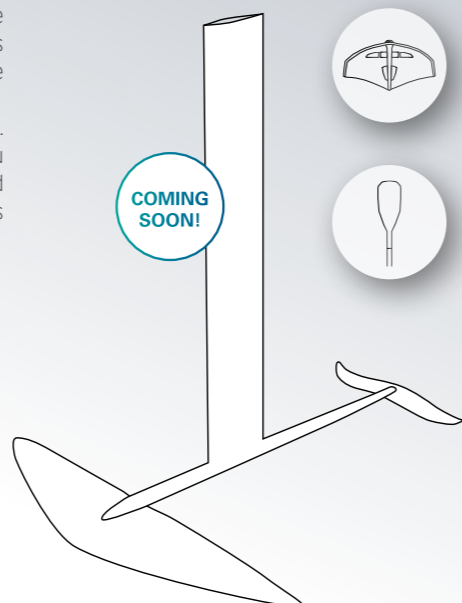
Experience the new fascinating Glide Swift Alu: A harmonious fusion of the proven Glide Swift Carbon and the versatile Glide Surf HP offers an unparalleled riding experience. This innovative creation turns two foils into a high-performing foil that can compete with pure carbon foils while remaining affordable.

It allows easy cruising and enables advanced maneuvers, as well as basic freestyle tricks. With a focus on extreme stability and early takeoff at minimal speeds, the Glide Swift Alu creates a safe and comfortable environment. It bridges affordable quality with unbridled performance, making it the perfect choice for beginners to experienced riders with ambitious goals.

HIGHLIGHTS

- Best Price - Performance Ratio
- High Modulus Carbon in the wings
- Fast and Reliable by Design
- Alu Mast for direct control
- Short Fuselage for maximum agility

*Sizes 8 - 14 are available as a full set. Front and Back Wings are available in all sizes separately.



SIZE	MAST LENGTH (cm)	FUSELAGE LENGTH (CM)	FRONT WING SPAN (cm)	FRONT WING AREA (cm ²)	BACK WING SPAN (cm)	BACK WING AREA (cm ²)	BASE	CODE	SRP €*
8	85	70	82	800	36,6	210	Interchangeable Head	140207	tba
10	85	70	91	1000	36,6	210	Interchangeable Head	140207	tba
12	85	70	96	1200	41,5	270	Interchangeable Head	140207	tba
14	85	70	103	1450	41,5	270	Interchangeable Head	140207	tba

NEW

GLIDE SWIFT CARBON

SURF PLATE

Experience the ultimate freedom on the water with the brand-new Glide Swift Carbon - the perfect all-round foil for winging!

The innovative rounded delta middle section and unique high aspect wings provide early, and easy lift combined with maximum glide performance and speed. The Glide Swift Carbon is the perfect choice for EVERYONE, from beginners to experts. It is easy to control and offers a very early take-off even without perfect pumping technique.

HIGHLIGHTS

- Ultra-Streamlined Connections
- High Modulus Carbon
- Maximized Efficiency
- Fast and Reliable by Design

*Sizes 8 - 14 are available as a full set. Front and Back Wings are available in all sizes separately.



SIZE	MAST LENGTH (cm)	FUSELAGE LENGTH (CM)	FRONT WING SPAN (cm)	FRONT WING AREA (cm ²)	BACK WING SPAN (cm)	BACK WING AREA (cm ²)	BASE	CODE	SRP €*
8	85	70	82	800	36,6	210	Fixed Head Surf Plate	120207	2199,00
10	85	70	91	1000	36,6	210	Fixed Head Surf Plate	120207	2249,00
12	85	70	96	1200	41,5	270	Fixed Head Surf Plate	120207	2299,00
14	85	70	103	1450	41,5	270	Fixed Head Surf Plate	120207	2349,00

GLIDE WIND HP

DEEP TUTTLE BOX | POWERBOX | SURF PLATE

The Glide Wind HP is ideal for windsurfing as it is a friendly, easy-cruising and carving foil, also suitable for wave riding and basic freestyle moves. The Glide Wind HP is the perfect tool to get you into the fascination of foiling. The lowest possible speed is required to take-off allowing first-time foilers to feel safe and comfortable. This all-round foil focuses on extreme stability and early flying. However, through the newly developed thin profile of the front wings, the Glide Foils still achieve remarkable speed and excellent maneuverability.

HIGHLIGHTS

- Lift & Acceleration
- Glide & Stability
- Dihedral Front Profile
- Medium Aspect Ratio
- Front Wings
- Smooth Edges



SIZE	MAST LENGTH (cm)	FUSELAGE LENGTH (CM)	FRONT WING SPAN (cm)	FRONT WING AREA (cm ²)	BACK WING SPAN (cm)	BACK WING AREA (cm ²)	BASE	CODE	SRP €*
11	85	80	70	1130	38,5	220	Interchangeable Head	120204	1099,00
13	85	80	80	1300	38,5	220	Interchangeable Head	120204	1149,00
15	85	80	86	1490	38,5	220	Interchangeable Head	120204	1199,00
17	85	80	95	1650	42	240	Interchangeable Head	120204	1249,00

GLIDE SURF HP

DEEP TUTTLE BOX | POWERBOX | SURF PLATE

The Glide Surf HP creates a playground for building new surfing sensations! With a stable and fast take-off no matter the surf conditions, the Glide Surf HP delivers superior gliding and controlled speed to ride waves as far as they can flow. Through the sophisticatedly developed design of the front wing, the Glide Foil HI range reaches an incredible top speed and maintains great maneuverability. On the wave, the Glide Surf allows you to fly through the sections and progress from straight riding to progressive foil-turns.

HIGHLIGHTS

- Lift & Acceleration
- Glide & Stability
- Dihedral Front Profile
- Medium Aspect Ratio
- Front Wings
- Smooth Edges




SIZE	MAST LENGTH (cm)	FUSELAGE LENGTH (CM)	FRONT WING SPAN (cm)	FRONT WING AREA (cm ²)	BACK WING SPAN (cm)	BACK WING AREA (cm ²)	BASE	CODE	SRP €*
15	75	70	86	1490	38,5	220	Interchangeable Head	120205	1149,00
17	75	70	96	1650	42	240	Interchangeable Head	120205	1199,00
19	75	70	102	1850	42	240	Interchangeable Head	120205	1249,00
21	75	70	106	2100	42	240	Interchangeable Head	120205	1299,00
23	75	70	105	2270	42	240	Interchangeable Head	120205	1349,00

INTERCHANGEABLE HEAD

CNC machined base construction. Two long solid blocks with titanium coated screws for a connection of maximum strength, eliminating movement and offering perfect load transfer. Avoids vibration around the upper attachment area.

Choose your base system depending on your sport.

Comes with all screws which you need to connect the head to foil and board.



MODEL	CODE	SRP €*
interchangeable Head - DT (Deep Tuttle Box)	110110	199,00
interchangeable Head - PB (Powerbox)	110111	219,00
interchangeable Head - SP (Surf Plate)	110112	239,00

FRONT WINGS

Glide Swift

The carbon front wing, which features an inflected leading edge with outer high-aspect sections and a moderate center sweep, maximizes agility and helps to control hard turns. The low-drag wingtips reduce drag and decrease the risk of injury.

NEW

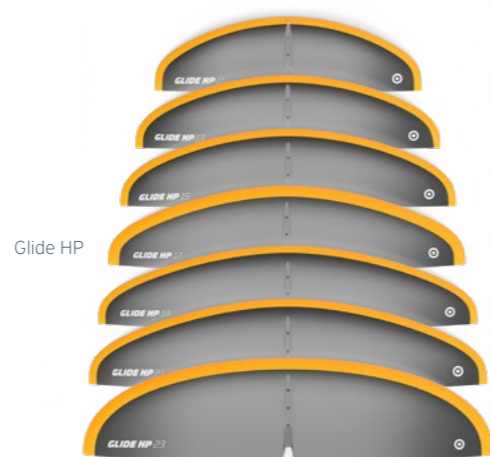


Glide Swift

SIZE	MODEL	CODE	SRP €*
6	Glide Swift Front Wing	120246	449,00
8	Glide Swift Front Wing	120246	499,00
10	Glide Swift Front Wing	120246	549,00
12	Glide Swift Front Wing	120246	599,00
14	Glide Swift Front Wing	120246	649,00

Glide HP

GLIDE wings are made of pre-preg carbon layup with inner foam construction for maximum durability to weight ratio. This setup creates a natural tendency to roll into turns maintaining a nice balance during your ride. Through the sophisticatedly developed design of the front wing, the Glide Foil HP range reaches an solid top speed and maintains great maneuverability.



Glide HP

SIZE	MODEL	CODE	SRP €*
11	Glide HP Front Wing	120250	439,00
13	Glide HP Front Wing	120250	459,00
15	Glide HP Front Wing	120250	489,00
17	Glide HP Front Wing	120250	519,00
19	Glide HP Front Wing	120250	549,00
21	Glide HP Front Wing	120250	579,00
23	Glide HP Front Wing	120250	599,00

BACK WINGS

Glide HP: GLIDE wings are made of pre-preg carbon layup with inner foam construction for maximum durability to weight ratio. This setup creates a natural tendency to roll into turns maintaining a nice balance during your ride.

Glide Swift: The tail is a swept wing design with turned up wing tips. It's optimized for a balance between speed, stability and turning. In terms of stability it punches above its weight for the area due to the sweep. At the same time, it offers extremely responsive yet forgiving turning.

SIZE	MODEL	CODE	SRP €*
210	Glide Swift Back Wing	120247	199,00
270	Glide Swift Back Wing	120247	249,00
220	Glide HP Back Wing	120251	199,00
240	Glide HP Back Wing	120251	249,00



Glide Swift

Glide HP

MASTS

Aluminium masts must be used with Aluminium fuselages.

Carbon masts must be used with Carbon fuselages. All Glide HP and Glide Swift front and back wings fit all fuselages.

SIZE	MODEL	CODE	SRP €*
85	Glide Mast HM Carbon	120261	1399,00
55	Glide Mast Alu	120255	199,00
75	Glide Mast Alu	120255	219,00
85	Glide Mast Alu	120255	229,00



Glide Mast HM Carbon

Glide Mast Alu

FUSELAGE

All Glide Fuselages are made of Aluminium. Glide Fuselage 4 Carbon and Glide Fuselage Alu feature different mast connections and are NOT intercompatible. All Glide and Swift front and back wings fit all fuselages.

SIZE	MODEL	CODE	SRP €*
60	Glide Fuselage 4Carbon	120252	249,00
70	Glide Fuselage 4Carbon	120252	269,00
70	Glide Fuselage Alu	120253	199,00
80	Glide Fuselage Alu	120253	199,00

SCREWSSETS

The Screwssets for Foil Sets include screws to tighten the following connections: Frontwing - Fuselage, back wing - Fuselage and Fuselage - Mast.

The Screwssets for the Interchangeable Head include all screws which you need to connect the head to foil and board.

MODEL	CODE	SRP €*
Glide Carbon Swift Screw, Set	120248	49,00
Glide Swift Front Screw, Set	120249	12,00
Glide Surf Carb HP Screw	110139	49,00
Glide Surf HP Screw	110138	29,00
Glide Wind HP Screw	110137	29,00
Base Screw Set - DT	110146	15,00
Base Screw Set - PB	110145	12,00
Base Screw Set - SP	110147	39,00

**PRE-PREG
CARBON LAYUP**

THE NEW
FLIGHT SLR >>

MOST COMPETITIVE
SLALOM & SPEED FOIL
ON THE MARKET

**MAXIMUM
STABILITY + CONTROL**

**ULTRA STREAMLINED
CONNECTIONS**

**BIOLOGICALLY INSPIRED
ENGINEERING**

**INTEGRATED 4-BOLT
FUSELAGE CONNECTION**

BACK FIN

Enhanced with the new Back Fin, the 24 Flight SLR delivers superior stability at high speeds.

NEW

FLIGHT SLR

PURE SLALOM RACING

Introducing the most competitive Slalom & Speed Foil on the market, featuring ultra-streamlined connections. The unique front wing connection, secured by a four-bolt system, ensures unparalleled stability. Boasting the best water flow available, our design minimizes drag, delivering optimal performance. The tapered recess in the fuselage guarantees the tightest mast-fuselage connection, while the stiffest carbon mast provides superior rigidity. Ideal mast length of 95cm.

HIGHLIGHTS

- Maximum Stability and Control
- Pre-preg Carbon Layup
- Biologically inspired Engineering
- Smooth, Early Lift for Easy Takeoff and Touchdown
- Race proven speed
- Designed to suit all PWA Racing Formats



** The length of the fuselage is measured from the front wing to the back wing.

SIZE	MAST LENGTH (cm)	FUSELAGE LENGTH** (cm)	FRONT WING SPAN (cm)	FRONT WING AREA (cm²)	BACK WING SPAN (cm)	BACK WING AREA (cm²)	BASE	CODE	SRP €*
72	95	95	72	496	38	175	Fixed Head Deep Tuttle Box	140201	3999,00
82	95	105	82	613	40	195	Fixed Head Deep Tuttle Box	140201	3899,00

FLIGHT FR

PERFORMANCE FREERIDE FOILING

The Flight FR is the latest evolution of our accessible high-performance freeride foil range for real world sailors. It is less intimidating than full carbon foils and still delivers exceptional speed in a wide wind range. Compatible with high performance freeride, and pure specialized foil boards, the FLIGHT FR not only offers great lift, stability and control, but is even faster than many other full carbon foils in the market. Our riders have expressed that this is the most fun windsurfing foil in the range and our freestylers have even been choosing this over any other foil for freestyle foiling. Truly an all-round foil for everyone.

HIGHLIGHTS

- Maximum Stability and Control
- Integrated Wing-Fuselage Connection
- Race-worthy speed
- Wide Wind Range (10-35 knots)



SIZE	MAST LENGTH (cm)	FUSELAGE LENGTH (CM)	FRONT WING SPAN (cm)	FRONT WING AREA (cm²)	BACK WING SPAN (cm)	BACK WING AREA (cm²)	BASE	CODE	SRP €*
80	85	90	80	815	40	225	Interchangeable Head	110103	1199,00
90	85	90	90	1000	40	225	Interchangeable Head	110103	1299,00

NEW

FLIGHT SLR COMPONENTS

		CODE	SRP €*
Flight SLR Front Wing HM	64	140210	799,00
Flight SLR Front Wing HM	72	140210	849,00
Flight SLR Front Wing HM	78	140210	tba
Flight SLR Front Wing HM	82	140210	899,00
Flight SLR Back Wing	38	140211	299,00
Flight SLR Back Wing	40	140211	329,00
Flight SLR Back Wing HA	40	140211	tba
Flight SLR Mast HM Carbon 40T	95	140212	2349,00
Flight SLR Mast UHM Carbon 46T	95	140212	3999,00
** Flight SLR Fuselage	95	140214	329,00
** Flight SLR Fuselage	100	140214	tba
** Flight SLR Fuselage	105	140214	369,00
Flight SLR Back Fin	STD	140216	39,00
Flight SLR Screw Set	STD	140219	49,00



FLIGHT FR COMPONENTS

		CODE	SRP €*
Flight FR Front Wing	80	110140	439,00
Flight FR Front Wing	90	110140	539,00
Flight FR Back Wing	40	110141	219,00
Flight FR Mast Alu	85	110142	229,00
Flight FR Fuselage Alu	90	110143	349,00
Flight FR Front Wing cover	div	120257	9,90



NEILPRYDE



WATER WEAR

NEOPRENE & ACCESSORIES



SIZE CHART NEOPRENE, WATERWEAR & ACCESSORIES

NEOPRENE MEN

SIZE INDICATION	HEIGHT		CHEST		WAIST			
	EU	US	FT/IN	CM	IN	CM	IN	CM
48	S	5'7" - 5'9"	171 - 177	37 - 40	94 - 101	30 - 32	76 - 83	
50	M	5'9" - 5'11"	175 - 181	39 - 42	99 - 106	32 - 34	81 - 88	
98	MT	5'11" - 6'1"	179 - 186	39 - 42	99 - 106	32 - 34	81 - 88	
26	LS	5'9" - 5'11"	175 - 181	41 - 44	103 - 110	34 - 36	86 - 93	
52	L	5'11" - 6'1"	179 - 186	41 - 44	103 - 110	34 - 36	86 - 93	
102	LT	6'0" - 6'2"	183 - 189	41 - 44	103 - 110	34 - 36	86 - 93	
27	XLS	5'11" - 6'1"	179 - 186	43 - 46	108 - 115	36 - 38	91 - 98	
54	XL	6'0" - 6'2"	183 - 189	43 - 46	108 - 115	36 - 38	91 - 98	
56	XXL	6'1" - 6'3"	185 - 191	45 - 48	113 - 120	38 - 40	96 - 103	
58	XXXL	6'2" - 6'4"	188 - 194	47 - 50	120 - 125	40 - 42	101 - 108	

NEOPRENE LADIES

EU	US	FT/IN		CM		IN		CM	
		IN	CM	IN	CM	IN	CM		
34	4 (XS)	5'1" - 5'3"	155 - 160	30 - 33	76 - 84	24 - 27	62 - 69		
36	6 (S)	5'3" - 5'5"	160 - 165	32 - 35	81 - 89	26 - 29	67 - 74		
38	8 (M)	5'5" - 5'7"	165 - 170	34 - 37	86 - 94	28 - 31	72 - 79		
38T	8T (MT)	5'7" - 5'9"	170 - 175	34 - 37	86 - 94	28 - 31	72 - 79		
40	10 (L)	5'7" - 5'9"	170 - 175	36 - 39	91 - 99	30 - 33	77 - 84		
42	12 (XL)	5'9" - 5'11"	175 - 180	37 - 40	94 - 102	32 - 35	82 - 89		
44	14 (XXL)	5'10" - 6'0"	178 - 183	39 - 42	99 - 106	34 - 37	86 - 94		

NEOPRENE YOUTH

EU	FT/IN		CM		IN		CM	
	IN	CM	IN	CM	IN	CM	IN	CM
6	4'0" - 4'4"	124 - 132	24 - 26	61 - 66	22 - 24	56 - 61		
8	4'4" - 4'8"	132 - 143	25 - 27	64 - 69	22.5 - 24.5	57 - 62		
10	4'8" - 5'0"	143 - 152	27 - 29	68 - 73	23 - 25	59 - 64		
12	5'0" - 5'4"	152 - 163	28 - 30	71 - 76	24.5 - 26.5	62 - 67		
14	5'4" - 5'7"	163 - 170	30 - 32	76 - 82	26 - 28	66 - 71		
16	5'7" - 5'9"	170 - 175	32 - 34	82 - 87	27.5 - 29.5	70 - 75		

TOP MEN

SIZE	CHEST
XS	35" - 38"
S	37" - 40"
M	39" - 42"
L	41" - 44"
XL	43" - 46"
XXL	45" - 48"

BOOTIES ADULT

SIZE			
US	UK	EU	INNER LENGHT
6	5	37	22 cm
7	6	38/39	23 cm
8	7	40	24 cm
9	8	41	25 cm
10	9	42/43	26 cm
11	10	44	27 cm
12	11	45/46	28 cm
13	12	47	29 cm

IMPACT VESTS MEN

SIZE		CHEST SIZE
EU	US	
44	XXS	33" - 36"
46	XS	35" - 38"
48	S	37" - 40"
50	M	39" - 42"
52	L	41" - 44"
54	XL	43" - 46"

IMPACT VESTS LADIES

SIZE		CHEST SIZE
EU	US	
34	XS	30" - 33"
36	S	32" - 35"
38	M	34" - 37"
40	L	36" - 39"
42	XL	37" - 40"

GLOVES ADULT

SIZE		
EU	CM	IN
XS	5 - 6	2' - 2.4'
S	6 - 7	2.4' - 2.7'
M	7 - 8	2.7' - 3.1'
L	8 - 9	3.1' - 3.5'
XL	9 - 10	3.5' - 3.9'
XXL	10 - 11	3.9' - 4.3'

TOP LADIES

SIZE	CHEST
XXS	29" - 32"
XS	31" - 34"
S	33" - 36"
M	35" - 38"
L	37" - 40"
XL	39" - 42"

BOOTIES YOUTH

US	UK	EU	INNER LENGHT
K1	K0	28.5	17 cm
K2	K1	29	18 cm
K3	K2	31	19 cm
K4	K3	32.5	20 cm
K5	K4	33.5	21 cm
K6	K5	35	22 cm

SIZE CHART HELMET SIZE CHART HARNESS

SIZE	HEAD CIRCUMFERENCE (cm)
XS	51 - 53
S	54 - 56
M	56 - 58
L	58 - 60

HARNESS MEN

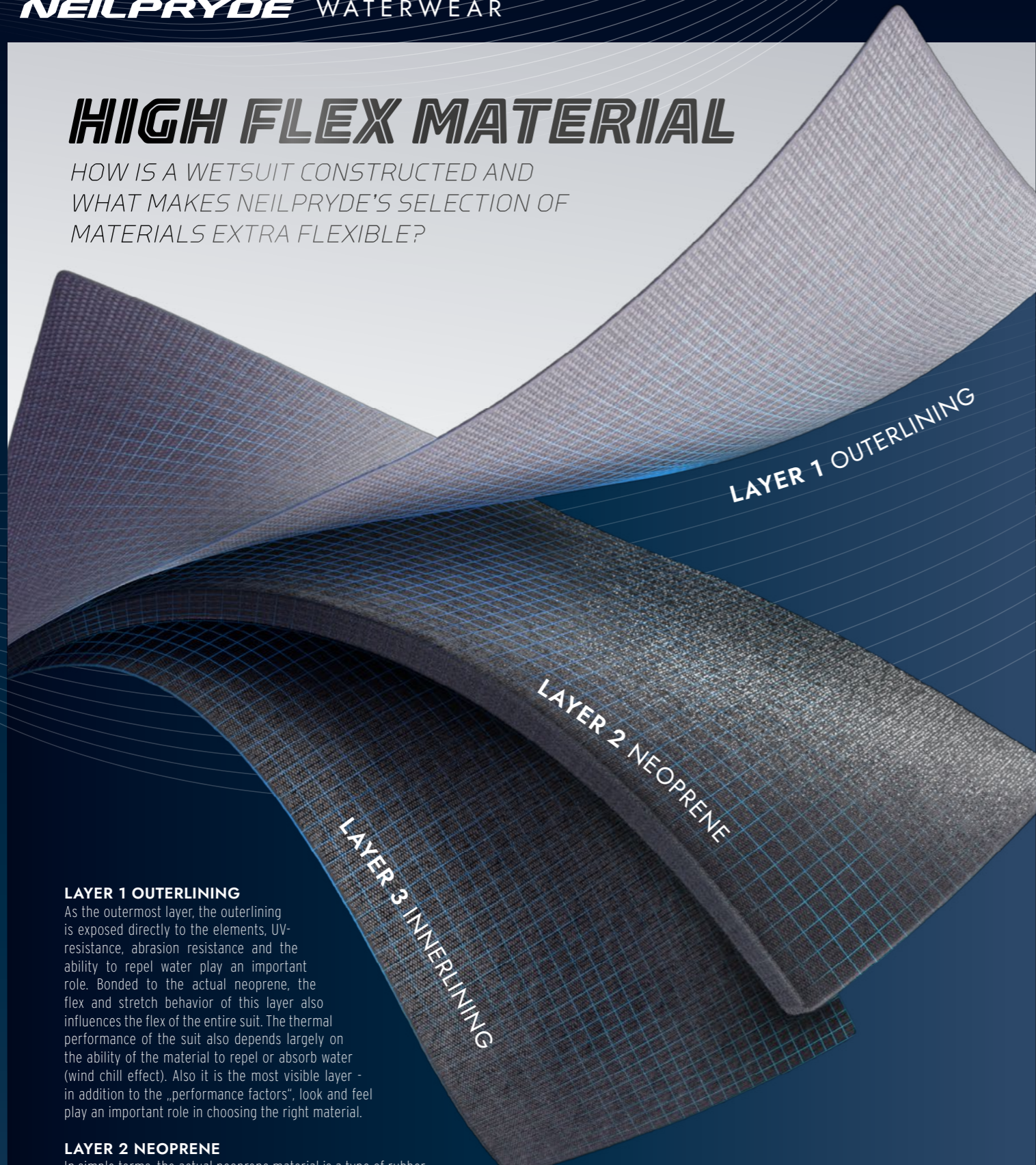
SIZE	WAIST		SPREADER BAR		
	US	IN	CM	STD	ES
XS	28 - 30	71 - 78	25 cm	25 cm	
S	30 - 32	76 - 83	25 cm	25 cm	
M	32 - 34	81 - 88	25 cm	25 cm	
L	34 - 36	86 - 93	30 cm	25 cm	
XL	36 - 38	91 - 98	30 cm	30 cm	

HARNESS WOMEN

SIZE	WAIST		SPREADER BAR		
	US	IN	CM	STD	ES
XS	23 - 25	56 - 63	20 cm	-	
S	25 - 27	63 - 70	25 cm	25 cm	
M	27 - 29	70 - 76	25 cm	25 cm	
L	29 - 32	76 - 82	25 cm	25 cm	

HIGH FLEX MATERIAL

HOW IS A WETSUIT CONSTRUCTED AND WHAT MAKES NEILPRYDE'S SELECTION OF MATERIALS EXTRA FLEXIBLE?



LAYER 1 OUTERLINING

As the outermost layer, the outerlining is exposed directly to the elements, UV-resistance, abrasion resistance and the ability to repel water play an important role. Bonded to the actual neoprene, the flex and stretch behavior of this layer also influences the flex of the entire suit. The thermal performance of the suit also depends largely on the ability of the material to repel or absorb water (wind chill effect). Also it is the most visible layer - in addition to the „performance factors“, look and feel play an important role in choosing the right material.

LAYER 2 NEOPRENE


In simple terms, the actual neoprene material is a type of rubber compound that is foamed and „baked“ during the manufacturing process. The foaming process influences the thermal insulation characteristics and the hardness or softness (flex) of the material. A number of different quality levels are distinguished, with the higher qualities representing an ever-improving combination of durability, warmth and flexibility. At NeilPryde, we only choose between the two highest quality levels, depending on the requirements, and for the last two years have also been equipping the suits in our more affordable price categories (e.g. Rise) with these very high-quality and expensive neoprene materials (e.g. Yamamoto #40, Sheico Limestone).

LAYER 3 INNERLINING

In addition to its function as a protective shield for the more sensitive neoprene, the inner lining primarily fulfills the requirements for thermal insulation. Thicker, fluffier linings store air and water in the suit, which are warmed by the body, keeping the temperature comfortable and increasing insulation. However, they often have the disadvantage of being less flexible. In general, there are three different types of thermal inner lamination, each of which has different quality levels. This means that even if it is visually almost indistinguishable, an inner lamination can be very flexible or very stiff. At NeilPryde, we have been using only the highest quality (and flex) level for 2 years. This makes our Rise suits, for example, probably the most flexible suits on the market in this price category, despite continuous thermal lamination from the chest to the knees.

FLEX

Hardly any other characteristic describes the development of modern wetsuits any better. Whoever has been on the water with our latest generation wetsuits and has experienced how much power and mobility stiffer wetsuits can take away will never be able to go back. Thanks to the use of the latest and highest quality materials, this improvement is achieved without sacrificing durability or thermal insulation.



STRETCH


Highly stretchable and lightweight, conforming precisely at the intended moment and location.

NEW INNERLINING

Fireline Pro & Fireline Light

The innovative NeilPryde Innerlinings Fireline Pro and Fireline Light stand out for their looped construction, where the loops are not interconnected. This unique design ensures that the material doesn't hinder flexibility by avoiding mutual blockage during stretching. The result is a comfortable flex that enhances the overall performance and comfort of the product. NeilPryde's commitment to advanced materials and thoughtful design shines through, providing users with a cutting-edge experience that optimizes freedom of movement and comfort during use.

Available in Wizard, Rise & Spark



CLASSIFICATION WARMTH

Our wetsuits are available in a wide range of material thicknesses, ensuring that they can be used in all kind of weather conditions. This categorisation will help you to get a better understanding of our range.



COMBAT & STORM



MISSION & SERENE




WIZARD



RISE & SPARK



NEXUS



CLASSIFICATION FLEX



WIZARD



MISSION & SERENE



RISE & SPARK



NEXUS



COMBAT & STORM

INNERLINING WARMTH

Our wetsuits are available in a wide range of material thicknesses, ensuring that they can be used in all kind of weather conditions. This categorisation will help you to get a better understanding of our range.



COMBAT & STORM



MISSION & SERENE



WIZARD



RISE & SPARK



NEXUS



COMBAT & STORM



MISSION



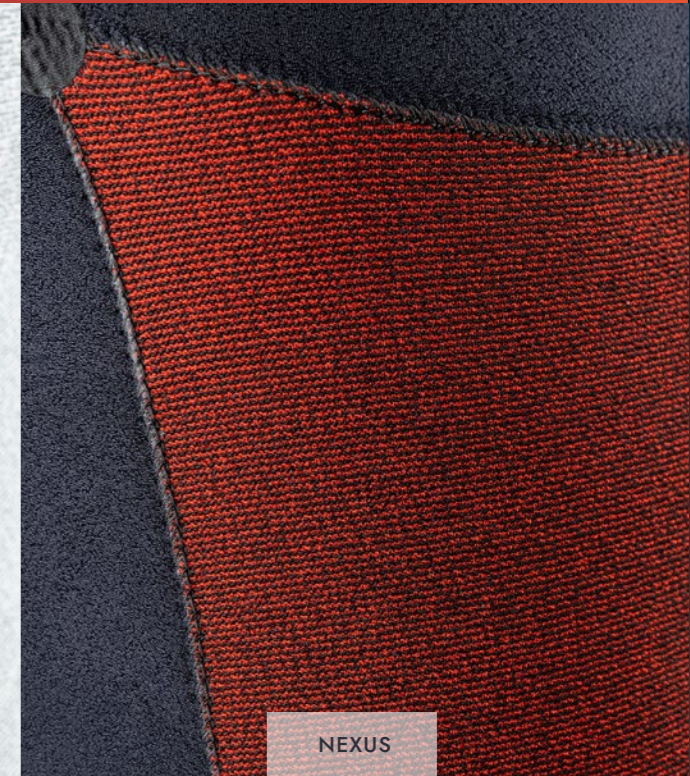
SERENE



WIZARD



RISE & SPARK



NEXUS

FEATURES

MAN

					INNER MELCO TAPE	AQUA GLUE (water based)	GLUED AND BLIND-STITCHED SEAMS (GBS)	FLATLOCK SEAMS (FL)	STRESS-POINT TAPE	SCS NECK SEAL	NECK SEAL	SCS WRIST SEAL	GRIPLOCK WRISTS	EFX EXPANSION PANEL	MLS MUSCLE LOCK	EMBOSS KNEE FLEX PANEL	AMORTEX PRO KNEEPADS	AMORTEX LIGHT KNEEPADS	E3 VELCRO ATTACHMENT	E3 SYSTEM	QUICK ENTRY SYSTEM (ZIP PULLER VELCRO ATTACHMENT)	KEY LOOP FZ	KEY LOOP BZ	QUICK ZIP SYSTEM	INTEGRATED FIRELINE NEO HOOD	INTEGRATED HOTCELL NEO HOOD	DETACHABLE ANKLE CINCHES	YKK ZIPPER	AQUAVENTS (DRAINAGES AT FRONT AND/OR BACK PANEL)	AQUAVENTS (DRAINAGE AT ANKLE)
COMBAT	HOODED	6/5	FZ	GBS	X		X		X	X		X		X	X	X	X					X		X		X	X	X	X	X
COMBAT	FULLSUIT	5/4	FZ	GBS	X		X		X	X		X		X	X	X	X					X		X		X	X	X	X	X
COMBAT	FULLSUIT	5/4	BZ	GBS	X		X		X	X		X		X	X	X	X		X	X	X					X	X			X
MISSION	HOODED	6/5	FZ	GBS	X	X	X		X		X		X	X		X	X					X		X	X		X	X	X	X
MISSION	FULLSUIT	5/4	FZ	GBS	X	X	X		X		X		X	X		X	X					X		X		X	X	X	X	X
MISSION	FULLSUIT	5/4	BZ	GBS	X	X	X		X		X		X	X		X	X		X	X	X		X			X	X			X
WIZARD	FULLSUIT	5/4	FZ	GBS	X	X	X		X		X		X	X		X	X					X		X		X	X	X	X	X
WIZARD	FULLSUIT	4/3	FZ	GBS	X	X	X		X		X		X	X		X	X					X				X	X	X	X	X
WIZARD	SHORTY LS	5/4	FZ	GBS		X	X		X		X		X	X								X		X			X	X		
RISE	HOODED	6/5	FZ	GBS			X		X									X				X		X	X		X		X	X
RISE	FULLSUIT	5/4	FZ	GBS			X		X									X				X		X		X		X		X
RISE	FULLSUIT	5/4	BZ	GBS			X		X									X	X	X	X		X			X				X
RISE	FULLSUIT	4/3	BZ	GBS			X		X									X	X	X	X		X			X				X
RISE	FULLSUIT	3/2	FZ	GBS			X		X									X				X		X		X		X		X
RISE	STEAMER	3/2	BZ	FL				X	X									X	X		X		X			X				X
RISE	OVERKNEE	3/2	BZ	FL				X	X									X			X		X			X				X
RISE	SHORTY	2/2	BZ	FL				X	X												X		X			X				X
RISE	SHORTY	2/2	FZ	FL				X	X													X		X						X
NEXUS	FULLSUIT	5/4	BZ	GBS			X		X									X	X	X	X		X			X				X
NEXUS	FULLSUIT	3/2	BZ	FL				X	X									X	X		X		X			X				X
NEXUS	STEAMER	3/2	BZ	FL				X	X									X			X		X			X				X
NEXUS	SHORTY	2/2	BZ	FL				X	X														X							X

WOMAN

STORM	FULLSUIT	5/4	BZ	GBS	X		X		X	X		X		X	X	X	X			X	X		X			X	X			X
SERENE	FULLSUIT	5/4	BZ	GBS	X		X		X	X			X	X		X	X			X	X		X			X	X			X
SERENE	FULLSUIT	4/3	FZ	GBS	X		X		X	X			X	X		X	X					X		X		X	X	X		
SPARK	FULLSUIT	5/4	BZ	GBS			X		X									X		X	X		X			X				X
SPARK	FULLSUIT	3/2	BZ	FL				X	X									X			X		X			X				X
SPARK	STEAMER	3/2	BZ	FL				X	X									X			X		X			X				X
SPARK	SHORTY	2/2	BZ	FL				X	X														X							X
SPARK	SPRING LOW CUT	2/2	BZ	FL				X	X														X							X
NEXUS	FULLSUIT	5/4	BZ	GBS			X		X									X	X	X	X		X			X				X
NEXUS	STEAMER	3/2	BZ	FL				X	X									X			X		X			X				X
NEXUS	SHORTY	2/2	BZ	FL				X	X												X		X							X

KIDS

DOLPHIN	FULLSUIT	5/4	BZ	GBS			X		X									X		X					X				X	
DOLPHIN	FULLSUIT	3/2	BZ	FL				X	X									X			X					X				X
DOLPHIN	SHORTY	2/2	BZ	FL				X	X																					X



NEW

COMBAT 6/5 HOODED GBS FZ

THE HEAT YOU NEED

The Combat is the most technical suit in our range and the flagship of NeilPryde's long wetsuit history. Designed to battle the iciest, coldest and toughest conditions on the planet, it's crafted from top-tier materials, featuring G3 Armor Skin, Yamamoto Limestone Neoprene, and Tech Zag thermal insulation. This suit repels water, eliminating wind chill completely, and is highly durable. Unlike traditional mesh suits, our G3 Armor Skin is resistant to tears and damage from pinches, nails, stones, or even rough surfaces. The soft Tech Zag inner lining and taped seams provide additional thermal insulation. The Combat is your ultimate winter suit, guaranteeing maximum warmth and protection.

Fight freezing temperatures that little bit more with our Combat 6/5 FZ with integrated Hood. Protect the head, ears and face which are the most vulnerable parts with the extra warmth of our Hotcell Hood.



EXTRA WARM

KEY FEATURES

- » Yamamoto #40 Limestone
- » Armor Skin G3
- » Tech Zag Innerlining
- » MLS - Muscle Lock System (Calf)
- » EFX - Expansion Panel (forearm)
- » Quick Zip System
- » Hotcell Hood
- » Dri Flex

THICKNESS	ENTRY	COLOUR	SIZE							CODE	SRP €*
6/5 GBS	Front Zip	C1 black	48/S	50/M	52/L	54/XL	98/MT	102/LT	106XLT	133300	699,95

NEW

COMBAT 5/4 FULLSUIT GBS FZ

THE HEAT YOU NEED

The Combat is the most technical suit in our range and the flagship of NeilPryde's long wetsuit history. Designed to battle the iciest, coldest and toughest conditions on the planet, it's crafted from top-tier materials, featuring G3 Armor Skin, Yamamoto Limestone Neoprene, and Tech Zag thermal insulation. This suit repels water, eliminating wind chill completely, and is highly durable. Unlike traditional mesh suits, our G3 Armor Skin is resistant to tears and damage from pinches, nails, stones, or even rough surfaces. The soft Tech Zag inner lining and taped seams provide additional thermal insulation. The Combat is your ultimate winter suit, guaranteeing maximum warmth and protection.

The Combat 5/4 Fullsuit GBS Front Zip is one of our most popular models with our convenient Quick Zip system for easy changing.



EXTRA WARM

KEY FEATURES

- » Yamamoto #40 Limestone
- » Armor Skin G3
- » Tech Zag Innerlining
- » MLS - Muscle Lock System (Calf)
- » EFX - Expansion Panel (forearm)
- » Quick Zip System
- » Dri Flex

THICKNESS	ENTRY	COLOUR	SIZE							CODE	SRP €*
5/4 GBS	Front Zip	C1 black	48/S	50/M	52/L	54/XL	98/MT	102/LT	106XLT	133301	649,95

NEW

COMBAT 5/4 FULLSUIT GBS BZ

THE HEAT YOU NEED

The Combat is the most technical suit in our range and the flagship of NeilPryde's long wetsuit history. Designed to battle the iciest, coldest and toughest conditions on the planet, it's crafted from top-tier materials, featuring G3 Armor Skin, Yamamoto Limestone Neoprene, and Tech Zag thermal insulation. This suit repels water, eliminating wind chill completely, and is highly durable. Unlike traditional mesh suits, our G3 Armor Skin is resistant to tears and damage from pinches, nails, stones, or even rough surfaces. The soft Tech Zag inner lining and taped seams provide additional thermal insulation. The Combat is your ultimate winter suit, guaranteeing maximum warmth and protection.

The Combat 5/4 Fullsuit GBS Back Zip features our E3 Entry System which allows for easier entry and more comfortable fit than the front zip version.



EXTRA WARM

KEY FEATURES

- » Yamamoto #40 Limestone
- » Armor Skin G3
- » Tech Zag Innerlining
- » Dri Flex
- » MLS - Muscle Lock System (Calf)
- » EFX - Expansion Panel (forearm)
- » E3 insulation System

THICKNESS	ENTRY	COLOUR	SIZE							CODE	SRP €*	
5/4 GBS	Back Zip	C1 black	48/S	50/M	52/L	54/XL	56/XXL	98/MT	102/LT	106XLT	133302	629,95



NEW MATERIAL

MISSION 6/5 HOODED GBS FZ

THE BEST ALLROUNDER

Classic meets new school: The Mission strikes a perfect balance between warmth and flexibility. Designed for versatility, it prioritizes flex in the arms and legs, where freedom of movement is most necessary, and warmth in the core. This wetsuit combines our most intelligent construction techniques with state-of-the-art materials. It uses Sheico Limestone neoprene and our innovative combination of thermal insulation materials to improve flexibility by about 15% compared to previous models. Thermal insulation is achieved through Apex Mesh outer lamination, welded GBS seams, and Hotcell 3GN insulation from the shoulders to the knees, which drains water and sweat for quicker drying and better thermal performance.

The hooded version of our Mission adds extra protection in extremely cold conditions for the head, ears, and face.



KEY FEATURES

- » Sheico Limestone neoprene
- » Hotcell 3 Gen
- » Mesh Pro
- » Flex Tech
- » DKF - Deboss Knee Flex Panel
- » GBS Aqua glue
- » EFX - Expansion Panel (forearm)
- » Fireline Hood
- » Seam Tapes

THICKNESS	ENTRY	COLOUR	SIZE	CODE	SRP €*
6/5 GBS	Front Zip	C1 black	48/S 50/M 52/L 54/XL 98/MT 102/LT 106XLT	133304	519,95

NEW MATERIAL

MISSION 5/4 FULLSUIT GBS FZ

THE BEST ALLROUNDER

Classic meets new school: The Mission strikes a perfect balance between warmth and flexibility. Designed for versatility, it prioritizes flex in the arms and legs, where freedom of movement is most necessary, and warmth in the core. This wetsuit combines our most intelligent construction techniques with state-of-the-art materials. It uses Sheico Limestone neoprene and our innovative combination of thermal insulation materials to improve flexibility by about 15% compared to previous models. Thermal insulation is achieved through Apex Mesh outer lamination, welded GBS seams, and Hotcell 3GN insulation from the shoulders to the knees, which drains water and sweat for quicker drying and better thermal performance.

The Mission 5/4 Fullsuit GBS Front Zip is a very popular model coming with a convenient Quick Zip system for easy changing.



KEY FEATURES

- » Sheico Limestone neoprene
- » Hotcell 3 Gen
- » Mesh Pro
- » Flex Tech
- » DKF - Deboss Knee Flex Panel
- » GBS Aqua glue
- » EFX - Expansion Panel (forearm)
- » Quick Zip System
- » Seam Tapes

THICKNESS	ENTRY	COLOUR	SIZE	CODE	SRP €*
5/4 GBS	Front Zip	C1 black	48/S 50/M 52/L 54/XL 98/MT 102/LT 106XLT	133305	469,95

NEW MATERIAL

MISSION 5/4 FULLSUIT GBS BZ

THE BEST ALLROUNDER

Classic meets new school: The Mission strikes a perfect balance between warmth and flexibility. Designed for versatility, it prioritizes flex in the arms and legs, where freedom of movement is most necessary, and warmth in the core. This wetsuit combines our most intelligent construction techniques with state-of-the-art materials. It uses Sheico Limestone neoprene and our innovative combination of thermal insulation materials to improve flexibility by about 15% compared to previous models. Thermal insulation is achieved through Apex Mesh outer lamination, welded GBS seams, and Hotcell 3GN insulation from the shoulders to the knees, which drains water and sweat for quicker drying and better thermal performance.

The Mission 5/4 Fullsuit GBS Back Zip comes with our E3 Entry system which allows for easier entry and a more comfortable fit than the front zip version.



KEY FEATURES

- » Sheico Limestone neoprene
- » Hotcell 3 Gen
- » Mesh Pro
- » Flex Tech
- » DKF - Deboss Knee Flex Panel
- » GBS Aqua glue
- » EFX - Expansion Panel (forearm)
- » E3 insulation System
- » Seam Tapes

THICKNESS	ENTRY	COLOUR	SIZE	CODE	SRP €*
5/4 GBS	Front Zip	C1 black	26/LS 27/XLS 48/S 50/M 52/L 54/XL 56/XXL 58/XXXL 98/MT 102/LT 106XLT	133306	459,95



WIZARD 5/4 FULLSUIT GBS FZ

YOUR 2ND SKIN FEELING

The Wizard is your ultimate performance suit, designed for high-action comfort. It's crafted with the stretchiest inner and outer linings, advanced thermal insulation, and the softest Limestone neoprene. We prioritize performance on the water, because we know that your gear should never limit your performance.

The Wizard excels in flexibility, comfort, and wearability. It combines a stretchy outer lamination with the market's most flexible inner lining and Sheico's softest Limestone neoprene throughout the body. We've integrated Fireline Pro lining in key areas for superior thermal protection and maximum elasticity. While it focuses less on heat compared to the Mission, it's by far the most flexible suit in our range.

The Wizard 5/4 Fullsuit GBS Front Zip is a very popular model featuring a convenient Quick Zip system for easy accessibility.

The Wizard 4/3 Fullsuit GBS Front Zip is a very popular model featuring a convenient Quick Zip system for easy accessibility. This material thickness is ideal for still cold transition seasons.



KEY FEATURES

- » Sheico Limestone neoprene
- » Fireline Pro
- » Apex Flex
- » GBS Aqua Glue
- » Unlimited Flex
- » EFX - Expansion Panel (forearm)
- » DKF - Deboss Knee Flex
- » Quick Zip System

THICKNESS	ENTRY	COLOUR	SIZE	CODE	SRP €*
5/4 GBS	Front Zip	C2 deepblue / space	48/S 50/M 52/L 54/XL 98/MT 102/LT 106XLT	133308	419,95
4/3 GBS	Front Zip	C2 deepblue / space	48/S 50/M 52/L 54/XL	133310	399,95

WIZARD 3/3 SHORTY L/S GBS FZ

YOUR 2ND SKIN FEELING

The Wizard is your ultimate performance suit, designed for high-action comfort. It's crafted with the stretchiest inner and outer linings, advanced thermal insulation, and the softest Limestone neoprene. We prioritize performance on the water, because we know that your gear should never limit your performance.

The Wizard excels in flexibility, comfort, and wearability. It combines a stretchy outer lamination with the market's most flexible inner lining and Sheico's softest Limestone neoprene throughout the body. We've integrated Fireline Pro lining in key areas for superior thermal protection and maximum elasticity. While it focuses less on heat compared to the Mission, it's by far the most flexible suit in our range.

The Wizard 3/3 Shorty L/S is your summer version of our most flexible wetsuit range. Featuring a Front Zip with a very convenient Quick Zip system for easy accessibility.



KEY FEATURES

- » Sheico Limestone neoprene
- » Fireline Pro
- » Apex Flex
- » GBS Aqua Glue
- » Unlimited Flex
- » EFX - Expansion Panel (forearm)
- » Neck Seal
- » Quick Zip System

THICKNESS	ENTRY	COLOUR	SIZE	CODE	SRP €*
3/3 GBS	Front Zip	C2 deepblue / space	48/S 50/M 52/L 54/XL	133311	299,95





THE NEW RISE SERIES



NEW

RISE HOODED 6/5 GBS FZ

EVERYBODY'S DARLING

The Rise has always been one of the most successful and best-selling NeilPryde suits. Known for its exceptional flexibility and insulation in its price category, the latest generation of the Rise introduces optimized materials, new models, fresh colors, and rip tech fabric for added protection and tear resistance - ideal for the growing popularity of wing and wind-foiling sports. We've upgraded comfort with super-soft neoprene throughout, replaced the mesh panel with double-lined material, and extended internal thermal insulation to cover the entire upper body, even in our summer shorties. This means greater flexibility, supreme comfort, and top-tier thermal protection. The Rise outperforms its price class, giving you a wetsuit that meets high standards without breaking the bank.

Our most popular wetsuit range is offered in a hooded version to fight the freezing temperatures that little bit more. Protect the head, ears and face which are the most vulnerable parts with the extra warmth of our Inner Lining Hood.

KEY FEATURES

- » Nam Liong Limestone
- » Fireline Light
- » Apex Light
- » Rip Tech
- » GBS seams
- » Detachable Ankle Cinches
- » Aquavents
- » Quick Zip System
- » Innerlining hood
- » Amortex Light Kneepads



C1

THICKNESS	ENTRY	COLOUR	SIZE	CODE	SRP €*
6/5 GBS	Front Zip	C1 black	48/S 50/M 52/L 54/XL 56/XXL 98/MT 102/LT 106XLT	133313	399,95

NEW

RISE FULLSUIT GBS FZ

EVERYBODY'S DARLING

The Rise has always been one of the most successful and best-selling NeilPryde suits. Known for its exceptional flexibility and insulation in its price category, the latest generation of the Rise introduces optimized materials, new models, fresh colors, and rip tech fabric for added protection and tear resistance - ideal for the growing popularity of wing and wind-foiling sports. We've upgraded comfort with super-soft neoprene throughout, replaced the mesh panel with double-lined material, and extended internal thermal insulation to cover the entire upper body, even in our summer shorties. This means greater flexibility, supreme comfort, and top-tier thermal protection. The Rise outperforms its price class, giving you a wetsuit that meets high standards without breaking the bank.

The Rise 5/4 Fullsuit GBS in Front Zip is a very popular model featuring our convenient Quick Zip system for easy accessibility.

The Rise 3/2 Fullsuit GBS Front Zip is a very popular model featuring our convenient Quick Zip system for quick changing and easy accessibility. This thickness is ideal for colder end of summer or warmer autumn days.

KEY FEATURES

- » Nam Liong Limestone
- » Fireline Light
- » Apex Light
- » Rip Tech
- » GBS seams
- » Detachable Ankle Cinches
- » Aquavents
- » Quick Zip System
- » Amortex Light Kneepads



C1

C2

THICKNESS	ENTRY	COLOUR	SIZE	CODE	SRP €*
5/4 GBS	Front Zip	C1 black	48/S 50/M 52/L 54/XL 56/XXL 98/MT 102/LT 106XLT	133314	359,95
3/2 GBS	Front Zip	C2 black/grey	48/S 50/M 52/L 54/XL 98/MT 102/LT 106XLT	133317	319,95

NEW

RISE FULLSUIT GBS BZ

EVERYBODY'S DARLING

The Rise has always been one of the most successful and best-selling NeilPryde suits. Known for its exceptional flexibility and insulation in its price category, the latest generation of the Rise introduces optimized materials, new models, fresh colors, and rip tech fabric for added protection and tear resistance - ideal for the growing popularity of wing and wind-foiling sports. We've upgraded comfort with super-soft neoprene throughout, replaced the mesh panel with double-lined material, and extended internal thermal insulation to cover the entire upper body, even in our summer shorties. This means greater flexibility, supreme comfort, and top-tier thermal protection. The Rise outperforms its price class, giving you a wetsuit that meets high standards without breaking the bank.

The Rise 5/4 Fullsuit GBS Back Zip comes with our E3 Entry system which allows for easier entry and a more comfortable fit than the front zip version. The Rise 4/3 Fullsuit GBS Back Zip comes with our E3 Entry system which allows for easier entry and a more comfortable fit than the front zip version.

KEY FEATURES

- » Nam Liong Limestone
- » Fireline Light
- » Apex Light
- » Rip Tech
- » GBS seams
- » Detachable Ankle Cinches
- » Aquavents
- » E3 insulation System
- » Amortex Light Kneepads



C1

C2

THICKNESS	ENTRY	COLOUR	SIZE	CODE	SRP €*
5/4 GBS	Back Zip	C1 black	26/LS 27/XLS 48/S 50/M 52/L 54/XL 56/XXL 58/XXXL 98/MT 102/LT 106XLT	133315	349,95
5/4 GBS	Back Zip	C2 black/grey	48/S 50/M 52/L 54/XL 56/XXL 98/MT 102/LT 106XLT	133315	349,95
4/3 GBS	Back Zip	C2 black/grey	48/S 50/M 52/L 54/XL 56/XXL	133316	329,95

NEW

RISE STEAMER S/S FL BZ

EVERYBODY'S DARLING

The Rise has always been one of the most successful and best-selling NeilPryde suits. Known for its exceptional flexibility and insulation in its price category, the latest generation of the Rise introduces optimized materials, new models, fresh colors, and rip tech fabric for added protection and tear resistance - ideal for the growing popularity of wing and wind-foiling sports. We've upgraded comfort with super-soft neoprene throughout, replaced the mesh panel with double-lined material, and extended internal thermal insulation to cover the entire upper body, even in our summer shorties. This means greater flexibility, supreme comfort, and top-tier thermal protection. The Rise outperforms its price class, giving you a wetsuit that meets high standards without breaking the bank.

The Rise 3/2 Steamer S/S FL Back Zip features a zipper on the back and a more roomy fit than the front zip version. The half length arm and full leg length are ideal for spring and summer or even autumn sessions if you are warm blooded.

KEY FEATURES

- » Nam Liong Limestone
- » Fireline Light
- » Apex Light
- » Rip Tech
- » Amortex Light Kneepads
- » Detachable Ankle Cinches
- » Aquavents



C2

THICKNESS	ENTRY	COLOUR	SIZE	CODE	SRP €*
3/2 FL	Back Zip	C2 black/grey	26/LS 27/XLS 48/S 50/M 52/L 54/XL 56/XXL 58/XXXL	133318	229,95

NEW

RISE OVERKNEE S/S FL BZ

EVERYBODY'S DARLING

The Rise has always been one of the most successful and best-selling NeilPryde suits. Known for its exceptional flexibility and insulation in its price category, the latest generation of the Rise introduces optimized materials, new models, fresh colors, and rip tech fabric for added protection and tear resistance - ideal for the growing popularity of wing and wind-foiling sports. We've upgraded comfort with super-soft neoprene throughout, replaced the mesh panel with double-lined material, and extended internal thermal insulation to cover the entire upper body, even in our summer shorties. This means greater flexibility, supreme comfort, and top-tier thermal protection. The Rise outperforms its price class, giving you a wetsuit that meets high standards without breaking the bank.

The Rise 3/2 Overknee S/S FL Back Zip features a more comfortable fit than any front zip version. This leg length which extends below your knees is ideal for warmer waters but cooling wind. The Amortex Lite kneepads will protect your knee area.

KEY FEATURES

- » Nam Liong Limestone
- » Fireline Light
- » Apex Light
- » Rip Tech
- » Amortex Light Kneepads
- » Detachable Ankle Cinches
- » Quick Entry System



FLEX & INSULATION

C2



THICKNESS	ENTRY	COLOUR	SIZE	CODE	SRP €*
3/2 FL	Back Zip	C2 black / grey	48/S 50/M 52/L 54/XL 56/XXL 58/XXXL	133319	219,95

NEW

RISE SHORTY S/S FL BZ

EVERYBODY'S DARLING

The Rise has always been one of the most successful and best-selling NeilPryde suits. Known for its exceptional flexibility and insulation in its price category, the latest generation of the Rise introduces optimized materials, new models, fresh colors, and rip tech fabric for added protection and tear resistance - ideal for the growing popularity of wing and wind-foiling sports. We've upgraded comfort with super-soft neoprene throughout, replaced the mesh panel with double-lined material, and extended internal thermal insulation to cover the entire upper body, even in our summer shorties. This means greater flexibility, supreme comfort, and top-tier thermal protection. The Rise outperforms its price class, giving you a wetsuit that meets high standards without breaking the bank.

The Rise 2/2 Shorty S/S FL Back Zip allows for easier entry and a more comfortable fit than the front zip version. Featuring short legs and sleeves, it's a great option for hotter months and warmer waters.

KEY FEATURES

- » Nam Liong Limestone
- » Fireline Light
- » Apex Light
- » Rip Tech
- » FL seams
- » Detachable Ankle Cinches



FLEX & INSULATION

C2

C3



THICKNESS	ENTRY	COLOUR	SIZE	CODE	SRP €*
2/2 FL	Back Zip	C2 black / grey	48/S 50/M 52/L 54/XL 56/XXL 58/XXXL	133320	169,95
2/2 FL	Back Zip	C3 navy / light grey	48/S 50/M 52/L 54/XL 56/XXL 58/XXXL	133320	169,95

NEW

RISE SHORTY S/S FL FZ

EVERYBODY'S DARLING

The Rise has always been one of the most successful and best-selling NeilPryde suits. Known for its exceptional flexibility and insulation in its price category, the latest generation of the Rise introduces optimized materials, new models, fresh colors, and rip tech fabric for added protection and tear resistance - ideal for the growing popularity of wing and wind-foiling sports. We've upgraded comfort with super-soft neoprene throughout, replaced the mesh panel with double-lined material, and extended internal thermal insulation to cover the entire upper body, even in our summer shorties. This means greater flexibility, supreme comfort, and top-tier thermal protection. The Rise outperforms its price class, giving you a wetsuit that meets high standards without breaking the bank.

The Rise 2/2 Shorty S/S FL FZ is a very popular model featuring our convenient Quick Zip system for quick changing and easy accessibility. Featuring short legs and sleeves, it's a great option for hotter months and warmer waters.

KEY FEATURES

- » Nam Liong Limestone
- » Fireline Light
- » Apex Light
- » Rip Tech
- » FL seams
- » Quick Zip System



FLEX & INSULATION

C3



THICKNESS	ENTRY	COLOUR	SIZE	CODE	SRP €*
2/2 FL	Front Zip	C3 navy / light grey	48/S 50/M 52/L 54/XL 56/XXL	133321	169,95



NEXUS FULLSUIT GBS BZ

THE ACCESS TO FLEXIBILITY

We wanted an affordable, high flex suit. Up to now this was hardly possible. But the Nexus is the first suit that combines both and brings fresh breeze into the entry-level price range. A very soft neoprene is used all over the body. High thermal insulation is guaranteed by the mesh panel in breast and back panel area. All other standard NP features such as E3 system, leg straps and perfect fit are also included.

The Nexus 5/4 Fullsuit GBS Back Zip features our E3 entry system and a more roomy fit than any front zip.



KEY FEATURES

- » Nam Liong neoprene
- » Fireline
- » Mesh Light
- » GBS seams
- » Detachable Ankle Cinches
- » Armortex Light Kneepads
- » E3 insulating System



THICKNESS	ENTRY	COLOUR	SIZE	CODE	SRP €*
5/4 GBS	Back Zip	C1 black	26/LS 27/XLS 48/S 50/M 52/L 54/XL 56/XXL 98/MT 102/LT 106XLT	123323	259,95

NEXUS STEAMER S/S FL BZ

THE ACCESS TO FLEXIBILITY

We wanted an affordable, high flex suit. Up to now this was hardly possible. But the Nexus is the first suit that combines both and brings fresh breeze into the entry-level price range. A very soft neoprene is used all over the body. High thermal insulation is guaranteed by the mesh panel in breast and back panel area. All other standard NP features such as E3 system, leg straps and perfect fit are also included.

The Nexus 3/2 Steamer S/S FL Back Zip features a zipper on the back and a more roomy fit than any front zip version. The half length arm and full leg length are ideal for spring and summer or even autumn sessions if you are warm blooded.



KEY FEATURES

- » Nam Liong neoprene
- » Fireline
- » Mesh Light
- » FL seams
- » Detachable Ankle Cinches
- » Armortex Light Kneepads



THICKNESS	ENTRY	COLOUR	SIZE	CODE	SRP €*
3/2 FL	Back Zip	C1 black	48/S 50/M 52/L 54/XL	123325	179,95

NEXUS FULLSUIT FL BZ

THE ACCESS TO FLEXIBILITY

We wanted an affordable, high flex suit. Up to now this was hardly possible. But the Nexus is the first suit that combines both and brings fresh breeze into the entry-level price range. A very soft neoprene is used all over the body. High thermal insulation is guaranteed by the mesh panel in breast and back panel area. All other standard NP features such as E3 system, leg straps and perfect fit are also included.

The Nexus 3/2 Fullsuit FL Back Zip features a zipper on the back and a more roomy fit than any front zip. This thickness is ideal for colder end of summer or warmer autumn days.



KEY FEATURES

- » Nam Liong neoprene
- » Fireline
- » Mesh Light
- » FL seams
- » Detachable Ankle Cinches
- » Armortex Light Kneepads



THICKNESS	ENTRY	COLOUR	SIZE	CODE	SRP €*
3/2 FL	Back Zip	C1 black	26/LS 27/XLS 48/S 50/M 52/L 54/XL 56/XXL 98/MT 102/LT 106XLT	123324	189,95

NEXUS SHORTY FL BZ

THE ACCESS TO FLEXIBILITY

We wanted an affordable, high flex suit. Up to now this was hardly possible. But the Nexus is the first suit that combines both and brings fresh breeze into the entry-level price range. A very soft neoprene is used all over the body. High thermal insulation is guaranteed by the mesh panel in breast and back panel area. All other standard NP features such as E3 system, leg straps and perfect fit are also included.

The Nexus 2/2 Shorty FL Back Zip is equipped with a convenient Quick Zip system for quick changing and easy accessibility. Featuring short legs and sleeves, it's a great option for hot summer months and warmer waters.




KEY FEATURES

- » Nam Liong neoprene
- » Fireline
- » Mesh Light
- » FL seams



THICKNESS	ENTRY	COLOUR	SIZE	CODE	SRP €*
2/2 FL	Back Zip	C1 black	48/S 50/M 52/L 54/XL 56/XXL	123326	139,95



NEW

STORM FULLSUIT GBS BZ WOMAN

THE HEAT YOU NEED

The Storm is the most technical women's suit in our range and has been reintroduced due to popular demand. The female equivalent of the Combat is designed to battle the iciest, coldest and toughest conditions on the planet, it's crafted from top-tier materials, featuring G3 Armor Skin, Yamamoto Limestone Neoprene, and Tech Zag thermal insulation. This suit repels water, eliminating wind chill completely, and is highly durable. Unlike traditional mesh suits, our G3 Armor Skin is resistant to tears and damage from pinches, nails, stones, or even rough surfaces. The soft Tech Zag inner lining and taped seams provide additional thermal insulation. The Storm is your ultimate winter suit, guaranteeing maximum warmth and protection.

The Storm 5/4 Fullsuit GBS Back Zip features our E3 Entry System which allows for easier entry and a more comfortable fit than any front zip version.

KEY FEATURES

- » Yamamoto #40 Limestone
- » Armor Skin G3
- » Tech Zag Innerlining
- » MLS - Muscle Lock System (Calf)
- » EFX - Expansion Panel (forearm)
- » E3 insulating System
- » Dri Flex

EXTRA WARM



THICKNESS	ENTRY	COLOUR	SIZE	CODE	SRP €*
5/4 GBS	Back Zip	C1 black	36/S 38/M 40/L 42/XL	123330	569,95

NEW MATERIAL

SERENE FULLSUIT GBS BZ WOMAN

THE BEST ALLROUNDER

Classic meets new school: The Serene strikes a perfect balance between warmth and flexibility. Designed for versatility, it prioritizes flex in the arms and legs, where freedom of movement is most necessary, and warmth in the core. This wetsuit combines our most intelligent construction techniques with state-of-the-art materials. It uses Yamamoto Limestone neoprene and our innovative combination of thermal insulation materials to improve flexibility by about 15% compared to previous models. Thermal insulation is achieved through Apex Mesh outer lamination, welded GBS seams, and Hotcell 3GN insulation from the shoulders to the knees, which drains water and sweat for quicker drying and better thermal performance. The relaxed fit, new feminine style and a fresh look will flatten any woman's body. Style and functionality meet warmth in the Serene!

The Serene 5/4 Fullsuit GBS Back Zip comes with our E3 Entry system which allows for easier entry and a more comfortable fit than the front zip version.

KEY FEATURES

- » Yamamoto #40 Limestone
- » Hotcell 3GN
- » EFX - Expansion Panel
- » E3 insulating System
- » Dri Flex

WARMTH & FLEX



THICKNESS	ENTRY	COLOUR	SIZE	CODE	SRP €*
5/4 GBS	Back Zip	C1 black	36/S 38/M 40/L 42/XL	123328	459,95

NEW MATERIAL

SERENE FULLSUIT GBS FZ WOMAN

THE BEST ALLROUNDER

Classic meets new school: The Serene strikes a perfect balance between warmth and flexibility. Designed for versatility, it prioritizes flex in the arms and legs, where freedom of movement is most necessary, and warmth in the core. This wetsuit combines our most intelligent construction techniques with state-of-the-art materials. It uses Yamamoto Limestone neoprene and our innovative combination of thermal insulation materials to improve flexibility by about 15% compared to previous models. Thermal insulation is achieved through Apex Mesh outer lamination, welded GBS seams, and Hotcell 3GN insulation from the shoulders to the knees, which drains water and sweat for quicker drying and better thermal performance. The relaxed fit, new feminine style and a fresh look will flatten any woman's body. Style and functionality meet warmth in the Serene!

The Serene 4/3 Fullsuit GBS Front Zip is one of the most popular models with a convenient Quick Zip system for easy accessibility. This material thickness is ideal for still cold transition seasons.

KEY FEATURES

- » Yamamoto #40 Limestone
- » Hotcell 3GN
- » EFX - Expansion Panel
- » Quick Zip System
- » Dri Flex

WARMTH & FLEX



THICKNESS	ENTRY	COLOUR	SIZE	CODE	SRP €*
4/3 FL	Front Zip	C1 black	36/S 38/M 40/L 42/XL	123329	459,95



SPARK FULLSUIT GBS BZ WOMAN

EVERYBODY'S DARLING

The Spark has always been one of the most successful and best-selling female NeilPryde suits. Known for its exceptional flexibility and insulation in its price category. This generation of everybody's darling features optimized materials and fresh colour looks. We've upgraded comfort with super-soft neoprene throughout, replaced the mesh panel with double-lined material, and extended internal thermal insulation to cover the entire upper body, even in our summer shorties. This means greater flexibility, supreme comfort, and top-tier thermal protection. The Spark outperforms its price class, giving you a wetsuit that meets high standards without breaking the bank.

The Spark 5/4 Fullsuit GBS Back Zip comes with our E3 Entry system which allows for easier entry and a more comfortable fit than any front zip version.



C1

KEY FEATURES

- » Nam Liong Neoprene
- » Fireline Light
- » Apex Light
- » Amortex Light Kneepads
- » Detachable Ankle Cinches
- » Aquavents
- » E3 insulating System



THICKNESS	ENTRY	COLOUR	SIZE	CODE	SRP €*
5/4 GBS	Back Zip	C1 black	34/XS 36/S 38/M 40/L 42/XL 44/XXL 38T/MT	123332	349,95

SPARK STEAMER L/S FL BZ WOMAN

EVERYBODY'S DARLING

The Spark has always been one of the most successful and best-selling female NeilPryde suits. Known for its exceptional flexibility and insulation in its price category. This generation of everybody's darling features optimized materials and fresh colour looks. We've upgraded comfort with super-soft neoprene throughout, replaced the mesh panel with double-lined material, and extended internal thermal insulation to cover the entire upper body, even in our summer shorties. This means greater flexibility, supreme comfort, and top-tier thermal protection. The Spark outperforms its price class, giving you a wetsuit that meets high standards without breaking the bank.

The Spark 3/2 Steamer L/S FL back zip is ideal for spring and summer or even autumn sessions if you are warm blooded.



C2

KEY FEATURES

- » Nam Liong Neoprene
- » Fireline Light
- » Apex Light
- » Amortex Light Kneepads
- » Detachable Ankle Cinches
- » Aquavents



THICKNESS	ENTRY	COLOUR	SIZE	CODE	SRP €*
3/2 FL	Back Zip	C2 Petrol / floral	34/XS 36/S 38/M 40/L 42/XL	123334	229,95

SPARK SHORTY S/S BZ FL WOMAN

EVERYBODY'S DARLING

The Spark has always been one of the most successful and best-selling female NeilPryde suits. Known for its exceptional flexibility and insulation in its price category. This generation of everybody's darling features optimized materials and fresh colour looks.

We've upgraded comfort with super-soft neoprene throughout, replaced the mesh panel with double-lined material, and extended internal thermal insulation to cover the entire upper body, even in our summer shorties. This means greater flexibility, supreme comfort, and top-tier thermal protection. The Spark outperforms its price class, giving you a wetsuit that meets high standards without breaking the bank.

The Spark 2/2 Shorty S/S BZ FL allows for easier entry and a more comfortable fit than any front zip version. Featuring short legs and sleeves, it's a great option for hotter months and warmer waters.



C1

C2



KEY FEATURES

- » Nam Liong Neoprene
- » Fireline Light
- » Apex Light
- » FL Seams



THICKNESS	ENTRY	COLOUR	SIZE	CODE	SRP €*
2/2 FL	Back Zip	C1 black	34/XS 36/S 38/M 40/L 42/XL 44/XXL	123335	169,95
2/2 FL	Back Zip	C2 Petrol / floral	34/XS 36/S 38/M 40/L 42/XL 44/XXL	123335	169,95

SPARK SPRING LOW CUT L/S FL BZ WOMAN

EVERYBODY'S DARLING

The Spark has always been one of the most successful and best-selling female NeilPryde suits. Known for its exceptional flexibility and insulation in its price category. This generation of everybody's darling features optimized materials and fresh colour looks.

We've upgraded comfort with super-soft neoprene throughout, replaced the mesh panel with double-lined material, and extended internal thermal insulation to cover the entire upper body, even in our summer shorties. This means greater flexibility, supreme comfort, and top-tier thermal protection. The Spark outperforms its price class, giving you a wetsuit that meets high standards without breaking the bank.

The Spark 2/2 Spring Low Cut BZ comes with a short cut in the leg area. It allows for easier entry and a more comfortable fit than any front zip version. It is a very stylish model for hot summer months.



C2



KEY FEATURES

- » Nam Liong Neoprene
- » Fireline Light
- » Apex Light
- » FL Seams



THICKNESS	ENTRY	COLOUR	SIZE	CODE	SRP €*
2/2 FL	Back Zip	C2 Petrol / floral	34/XS 36/S 38/M 40/L 42/XL	123336	199,95

NEXUS FULLSUIT GBS BZ WOMAN

THE ACCESS TO FLEXIBILITY

We wanted an affordable, high flex suit. Up to now this was hardly possible. But the Nexus is the first suit that combines both and brings fresh breeze into the entry-level price range. A very soft neoprene is used all over the body. High thermal insulation is guaranteed by the mesh panel in breast and back panel area. All other standard NP features such as E3 system, leg straps and perfect fit are also included.

The Nexus 5/4 Fullsuit FL Back Zip features a zipper on the back and a more roomy fit than any front zip.

KEY FEATURES

- » Nam Liong Limestone
- » Fireline
- » Mesh Light
- » Detachable Ankle Cinches
- » Armortex Light Kneepads
- » E3 insulating System
- » GBS seams



THICKNESS	ENTRY	COLOUR	SIZE	CODE	SRP €*
5/4 GBS	Back Zip	C1 black	34/XS 36/S 38/M 40/L 42/XL	123338	259,95

NEXUS STEAMER S/S FL BZ WOMAN

THE ACCESS TO FLEXIBILITY

We wanted an affordable, high flex suit. Up to now this was hardly possible. But the Nexus is the first suit that combines both and brings fresh breeze into the entry-level price range. A very soft neoprene is used all over the body. High thermal insulation is guaranteed by the mesh panel in breast and back panel area. All other standard NP features such as E3 system, leg straps and perfect fit are also included.

The Nexus 3/2 Steamer S/S FL Back Zip features a zipper on the back and a more roomy fit than any front zip version. The half length arm and full leg length are ideal for spring and summer or even autumn sessions if you are warm blooded.

KEY FEATURES

- » Nam Liong Limestone
- » Fireline
- » Mesh Light
- » Detachable Ankle Cinches
- » Armortex Light Kneepads
- » FL seams



THICKNESS	ENTRY	COLOUR	SIZE	CODE	SRP €*
3/2 FL	Back Zip	C1 black	34/XS 36/S 38/M 40/L 42/XL	123340	179,95

NEXUS FULLSUIT FL BZ WOMAN

THE ACCESS TO FLEXIBILITY

We wanted an affordable, high flex suit. Up to now this was hardly possible. But the Nexus is the first suit that combines both and brings fresh breeze into the entry-level price range. A very soft neoprene is used all over the body. High thermal insulation is guaranteed by the mesh panel in breast and back panel area. All other standard NP features such as E3 system, leg straps and perfect fit are also included.

The Nexus 3/2 Fullsuit FL Back Zip features a zipper on the back and a more roomy fit than any front zip. This thickness is ideal for colder end of summer or warmer autumn days.

KEY FEATURES

- » Nam Liong Limestone
- » Fireline
- » Mesh Light
- » Detachable Ankle Cinches
- » Armortex Light Kneepads
- » FL seams



THICKNESS	ENTRY	COLOUR	SIZE	CODE	SRP €*
3/2 FL	Back Zip	C1 black	34/XS 36/S 38/M 40/L 42/XL	123339	189,95

NEXUS SHORTY FL BZ WOMAN

THE ACCESS TO FLEXIBILITY

We wanted an affordable, high flex suit. Up to now this was hardly possible. But the Nexus is the first suit that combines both and brings fresh breeze into the entry-level price range. A very soft neoprene is used all over the body. High thermal insulation is guaranteed by the mesh panel in breast and back panel area. All other standard NP features such as E3 system, leg straps and perfect fit are also included.

The Nexus 2/2 Shorty FL Back Zip features a zipper on the back and a more roomy fit than any front zip. Featuring short legs and sleeves, it's a great option for hot summer months and warmer waters.

KEY FEATURES

- » Nam Liong Limestone
- » Fireline
- » Mesh Light
- » FL seams



THICKNESS	ENTRY	COLOUR	SIZE	CODE	SRP €*
2/2 FL	Back Zip	C1 black	34/XS 36/S 38/M 40/L 42/XL	123341	139,95

DOLPHIN FULLSUIT GBS BZ YOUTH

FOR THE PRO RIPPERS OF TOMORROW

The Dolphin is our suit for young rippers who want to stand out on the water. Thanks to its fresh style, our youngsters will shine bright on the water, not only in terms of safety and performance but also in style. This wetsuit is ideal for the young generation because it's warm only when and where necessary but does not heat up when not needed thanks to the Fire Line Inner Lining and Apex Light material. The Dolphin offers comfort, durability and the same brand aesthetic and feel as our top of the line models at a very affordable price. Furthermore it has a number of important features such as our models for grown-ups. The Dolphin is the kick-off for the pro career of tomorrow.

The Dolphin 5/4 Fullsuit GBS Back Zip allows for easier entry and a more comfortable fit than any front zip version.

The Dolphin 3/2 Fullsuit FL Back Zip features a zipper on the back and a more roomy fit than any front zip version. This thickness is ideal for colder end of summer or warmer autumn days.

KEY FEATURES

- » Nam Liong Neoprene
- » Fireline Light
- » Apex Light
- » Armortex Light Kneepads
- » Detachable Ankle Cinches
- » Aquavents



THICKNESS	ENTRY	COLOUR	SIZE	CODE	SRP €*
5/4 GBS	Back Zip	C1 navy / light blue	6 8 10 12 14 16	123345	219,95
3/2 FL	Back Zip	C1 navy / light blue	6 8 10 12 14 16	123346	159,95

DOLPHIN SHORTY S/S FL BZ YOUTH

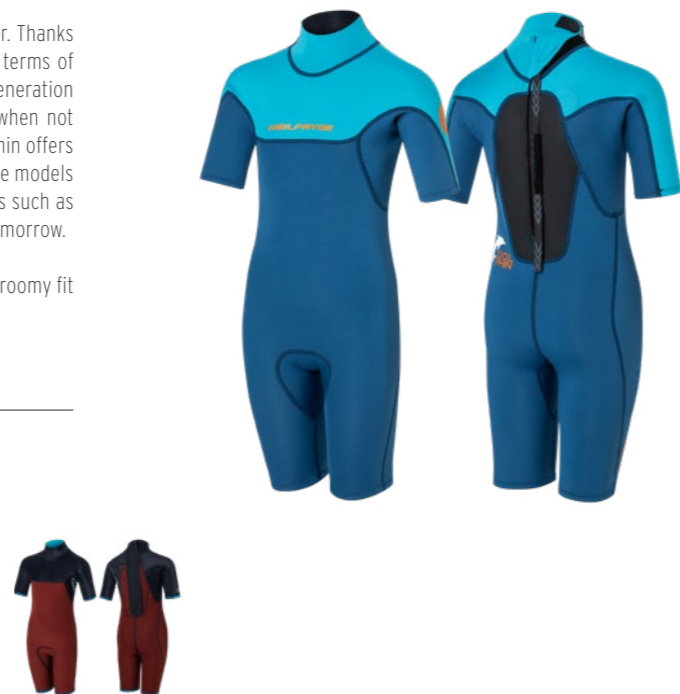
FOR THE PRO RIPPERS OF TOMORROW

The Dolphin is our suit for young rippers who want to stand out on the water. Thanks to its fresh style, our youngsters will shine bright on the water, not only in terms of safety and performance but also in style. This wetsuit is ideal for the young generation because it's warm only when and where necessary but does not heat up when not needed thanks to the Fire Line Inner Lining and Apex Light material. The Dolphin offers comfort, durability and the same brand aesthetic and feel as our top of the line models at a very affordable price. Furthermore it has a number of important features such as our models for grown-ups. The Dolphin is the kick-off for the pro career of tomorrow.

The Dolphin 2/2 Shorty S/S Back Zip features a zipper on the back and a more roomy fit than any front zip version. This thickness is ideal for warmer summer days.

KEY FEATURES

- » Nam Liong Neoprene
- » Fireline Light
- » Apex Light
- » FL Seams



THICKNESS	ENTRY	COLOUR	SIZE	CODE	SRP €*
2/2 FL	Back Zip	C1 navy / light blue	6 8 10 12 14 16	123347	129,95



NEO HOODIE

Active and continuous in and out of water use.
 Perfect for cold-sessions and also to keep the body warm in between sessions.
 Features a cutout for the harness.

Women should order the hoodie in general 1-2 sizes smaller, because this model's sizing runs large.

MATERIAL

- » Nam Liong Neoprene
- » Apex-Light



THICKNESS	COLOUR	SIZE	CODE	SRP €*
2 mm	C1 black	XS S M L XL XXL	123359	199,95
2 mm	C2 navy	XS S M L XL XXL	123359	199,95
2 mm	C3 grey	XS S M L XL XXL	123359	199,95



THERMABASE SHORT JOHN

Thermabase is a thicker base layer constructed from 0.5mm neoprene and titanium lining that reflects heat back to your body. The Short John is ideally used during cold winter-sessions underneath your wetsuit as an extra layer or also worn alone during hot summer days.

HIGHLIGHTS

- » 0.5mm Neoprene
- » Flatlock Stitching
- » Titanium lining



THICKNESS	COLOUR	SIZE	CODE	SRP €*
0,5 mm	C1 black	S M L XL XXL	193380	99,95

THERMALITE L/S

TO PROTECT AND SURF

Thermal garments to be used as base layers or on their own. Thermalite is a thinner base layer made from lightweight polypropylene that wicks away moisture and retains body heat.

HIGHLIGHTS

- » Polypropylene brushed inner fleece
- » 4-way stretch
- » UPF 50+, UV protection
- » Smooth skin waist seal
- » Boardshort attachment loop



THICKNESS	COLOUR	SIZE	CODE	SRP €*
0,5 mm	C1 black	S M L XL XXL	193382	79,95

THERMABASE HOODED VEST

TO PROTECT AND SURF

Thermal garments to be used as a base layer or on their own. Thermabase is a thicker base layer constructed from 0.5mm neoprene and Titanium lining that reflects heat back to your body.

HIGHLIGHTS

- » 0.5mm Neoprene
- » Flatlock Stitching
- » Titanium lining



THICKNESS	COLOUR	SIZE	CODE	SRP €*
0,5 mm	C1 black	S M L XL XXL	193381	79,95

THERMABASE SHORT JANE WOMAN

Thermal garments to be used as base layers or on their own. Thermabase is a thicker base layer constructed from 0.5mm neoprene and Titanium lining that reflects heat back to your body.

HIGHLIGHTS

- » 0.5mm Neoprene
- » Flatlock Stitching
- » Titanium lining



THICKNESS	COLOUR	SIZE	CODE	SRP €*
0,5 mm	C1 black	S M L XL	193383	99,95

THERMALITE L/S WOMAN

TO PROTECT AND SURF

Thermal garments to be used as base layers or on their own. Thermalite is a thinner base layer made from lightweight polypropylene that wicks away moisture and retains body heat.

HIGHLIGHTS

- » Polypropylene brushed inner fleece
- » 4-way stretch
- » UPF 50+, UV protection
- » Smooth skin waist seal
- » Boardshort attachment loop



THICKNESS	COLOUR	SIZE	CODE	SRP €*
0,5 mm	C1 black	S M L XL	193388	59,95

RISE RASHGUARD L/S

TO PROTECT AND SURF

Classic tight-fitting, quick-drying stretchable shirts that offer great freedom of movement and full UV protection.

HIGHLIGHTS

- » UPF 50+ UV Protection
- » Lightweight & quick dry material
- » Overlock stitching



MATERIAL	COLOUR	SIZE	CODE	SRP €*
Quickdry	C1 black	XS S M L XL XXL	123402	39,95
Quickdry	C2 deep blue	XS S M L XL XXL	123402	39,95

SPARK RASHGUARD L/S WOMAN

Classic tight-fitting, quick-drying stretchable shirts that offer great freedom of movement and full UV protection.

HIGHLIGHTS

- » UPF 50+ UV Protection
- » Lightweight & quick dry material
- » Overlock stitching



MATERIAL	COLOUR	SIZE	CODE	SRP €*
Quickdry	C1 peacock	XS S M L XL	123408	39,95
Quickdry	C2 lilac	XS S M L XL	123408	39,95

RISE RASHGUARD S/S

TO PROTECT AND SURF

Classic tight-fitting, quick-drying stretchable shirts that offer great freedom of movement and full UV protection.

HIGHLIGHTS

- » UPF 50+ UV Protection
- » Lightweight & quick dry material
- » Overlock stitching



MATERIAL	COLOUR	SIZE	CODE	SRP €*
Quickdry	C1 black	XS S M L XL XXL	123403	34,95
Quickdry	C2 deep blue	XS S M L XL XXL	123403	34,95

SPARK RASHGUARD S/S WOMAN

Classic tight-fitting, quick-drying stretchable shirts that offer great freedom of movement and full UV protection.

HIGHLIGHTS

- » UPF 50+ UV Protection
- » Lightweight & quick dry material
- » Overlock stitching



MATERIAL	COLOUR	SIZE	CODE	SRP €*
Quickdry	C1 peacock	XS S M L XL	123409	34,95
Quickdry	C2 lilac	XS S M L XL	123409	34,95

NANO TEE L/S

Our Nano tees are made of premium Aqua silk, a material blend of spandex and nylon that has an ultra soft handfeel and dries in an instant. It offers 50 SPF - perfect to protect you from the sun, ensuring you can stay out on the water for longer.

HIGHLIGHTS

- » Hydrophobic to protect from windchill
- » AquaSilk Material
- » Loose fit
- » UPF 50+ UV Protection



MATERIAL	COLOUR	SIZE	CODE	SRP €*
AquaSilk	C1 skyblue	XS S M L XL XXL	123404	54,95

NANO TEE S/S

Our Nano tees are made of premium Aqua silk, a material blend of spandex and nylon that has an ultra soft handfeel and dries in an instant. It offers 50 SPF - perfect to protect you from the sun, ensuring you can stay out on the water for longer.

HIGHLIGHTS

- » Hydrophobic to protect from windchill
- » AquaSilk Material
- » Loose fit
- » UPF 50+ UV Protection



MATERIAL	COLOUR	SIZE	CODE	SRP €*
AquaSilk	C1 skyblue	XS S M L XL XXL	123405	49,95

WATER TEE L/S

Our Water tees are made of premium Aqua silk, a material blend of spandex and nylon that has an ultra soft handfeel and dries in an instant. It offers 50 SPF - perfect to protect you from the sun, ensuring you can stay out on the water for longer.

HIGHLIGHTS

- » Hydrophobic to protect from windchill
- » AquaSilk Material
- » Loose fit
- » UPF 50+ UV Protection



MATERIAL	COLOUR	SIZE	CODE	SRP €*
AquaSilk	C1 black	XS S M L XL XXL	123406	54,95

WATER TEE S/S

Our Water tees are made of premium Aqua silk, a material blend of spandex and nylon that has an ultra soft handfeel and dries in an instant. It offers 50 SPF - perfect to protect you from the sun, ensuring you can stay out on the water for longer.

HIGHLIGHTS

- » Hydrophobic to protect from windchill
- » AquaSilk Material
- » Loose fit
- » UPF 50+ UV Protection



MATERIAL	COLOUR	SIZE	CODE	SRP €*
AquaSilk	C1 black	XS S M L XL XXL	123407	49,95



COMBAT IMPACT FRONT ZIP

for WS, Kite & Wing

- » Extra padded zip flap Ultra-soft foam
- » Can be worn with a harness over the vest
- » Segmented foam
- » Front zipper
- » Apex-Flex Zone



C2



C1



SUITABLE FOR HARNESS

COLOUR	SIZE	CODE	SRP €*
C1 black C2 navy	14 16 XS S M L XL XXL	123702	159,95

STORM IMPACT WOMAN FRONT ZIP

for WS, Kite & Wing

- » Front-zip for easy entry
- » Ultra-soft foam - for added comfort
- » Anatomical fit - for comfort and freedom of movement
- » Can be worn with a harness above the vest
- » Apex-flex - flexible with a soft hand-feel
- » Segmented foam - to lessen the impact from crashes



SUITABLE FOR HARNESS

COLOUR	SIZE	CODE	SRP €*
C1 black/floral	XS/34 S/36 M/38 L/40 XL/42 XXL/44	123704	159,95

COMBAT FOIL IMPACT SIDE ZIP

for Wing & Wake

- » 3D Mesh + Segmented foam
- » Apex-Flex Zone
- » Ultrasoft foam



C1



C2



WITHOUT WAIST HARNESS

COLOUR	SIZE	CODE	SRP €*
C1 black C2 navy	14 16 XS S M L XL XXL	123703	179,95

NEW APEX-FLEX ZONE

- _ allows freedom to move
- _ impact pads stay in place during maneuvers, tricks and other action



MISSION HC ROUND E-ZEE

- » Armortex anti-abrasion neoprene
- » Horizontal fastening cinches
- » Glued and blindstitched (gbs) seams
- » Elastic drawstring lock closure



TOP SELLER

THICKNESS	COLOUR	SIZE	CODE	SRP €*
7 mm	C1 black/blue	37 38/39 40 41 42/43 44 45/46 47	193623	119,95

MISSION HC SPLIT

- » Split-toe construction with leash blocker
- » Thermocore lining
- » Apex-plus neoprene
- » Tatex seam tape
- » Glued and blindstitched (gbs) seams
- » Horizontal fastening cinches
- » Heel-hold box
- » N-grip soles



THICKNESS	COLOUR	SIZE	CODE	SRP €*
5 mm	C1 black/blue	37 38/39 40 41 42/43 44 45/46 47	193621	109,95

MISSION HC ROUND

- » Thermocore lining
- » Apex-plus neoprene
- » Tatex seam tape
- » Glued and blindstitched (gbs) seams
- » Horizontal fastening cinches
- » Heel-hold box
- » N-grip soles



TOP SELLER

THICKNESS	COLOUR	SIZE	CODE	SRP €*
5 mm	C1 black/blue	37 38/39 40 41 42/43 44 45/46 47	193622	99,95

MISSION LC SPLIT

- » Split-toe construction with leash blocker
- » Elastic drawstring lock closure
- » Apex-plus neoprene
- » Glued and blindstitched (gbs) seams
- » Horizontal fastening cinches
- » Heel-hold box
- » N-grip soles



THICKNESS	COLOUR	SIZE	CODE	SRP €*
3 mm	C1 black/blue	37 38/39 40 41 42/43 44 45/46 47	193624	94,95

MISSION LC ROUND

- » Elastic drawstring lock closure
- » Apex-plus neoprene
- » Glued and blindstitched (gbs) seams
- » Horizontal fastening cinches
- » Heel-hold box
- » N-grip soles



THICKNESS	COLOUR	SIZE	CODE	SRP €*
3 mm	C1 black/blue	37 38/39 40 41 42/43 44 45/46 47	193625	89,95

RISE HC ROUND GBS

- » Glued and blindstitched (gbs) seams
- » N-grip soles
- » Heel-hold box
- » Stabilising binding guards
- » Apex-flex neoprene upper



THICKNESS	COLOUR	SIZE	CODE	SRP €*
5 mm	C1 black/charcoal	37 38/39 40 41 42/43 44 45/46 47	193626	79,95

RISE HC ROUND

- » N-grip soles
- » Heel-hold box
- » Stabilising binding guards
- » Apex-flex neoprene upper
- » Flatlock stitching



THICKNESS	COLOUR	SIZE	CODE	SRP €*
3 mm	C1 black/charcoal	37 38/39 40 41 42/43 44 45/46 47	193627	69,95

RISE LC ROUND

- » Drawstring entry
- » N-grip soles
- » Heel-hold box
- » Stabilising binding guards
- » Apex-flex neoprene upper
- » Flatlock stitching
- » Durable vulcanized sole



TOP SELLER

THICKNESS	COLOUR	SIZE	CODE	SRP €*
3 mm	C1 black/grey	37 38/39 40 41 42/43 44 45/46 47	193628	64,95

RISE REEF SPLIT

- » Split-toe construction with leash blocker
- » Armortex anti-abrasion neoprene
- » Horizontal fastening cinches
- » Breathable flatlock seam
- » Elastic drawstring lock closure



THICKNESS	COLOUR	SIZE	CODE	SRP €*
2 mm	C1 black/grey	37 38/39 40 41 42/43 44 45/46 47	193629	79,95

SEAMLESS GLOVE

Warm, well fitted and stretchy, our gloves provide additional protection for extreme conditions.

- » Apex-flex neoprene
- » Seamless construction
- » Chromolast print on palm for grip



THICKNESS	COLOUR	SIZE	CODE	SRP €*
1,5 mm	C1 black	XS S M L XL XXL	193824	79,95

RISE REEF ROUND

- » Armortex anti-abrasion neoprene
- » Horizontal fastening cinches
- » Breathable flatlock seam
- » Elastic drawstring lock closure



THICKNESS	COLOUR	SIZE	CODE	SRP €*
2 mm	C1 black/grey	37 38/39 40 41 42/43 44 45/46 47	193630	74,95

RISE LC ROUND JUNIOR KIDS

- » Drawstring entry
- » N-grip soles
- » Heel-hold box
- » Stabilizing binding guards
- » Apex-flex neoprene upper
- » Durable, vulcanized sole



THICKNESS	COLOUR	SIZE	CODE	SRP €*
3 mm	C1 black/charcoal	28,5 29 31 32,5 33,5 35	193631	49,95



VISOR BEANIE

Our stylish Visor Beanie is an active and continuous protection for in and out of water use. Especially made for cold sessions and to keep your head warm between sessions. The visor cap provides additional protection against both the sun and the cold. Coming with the highest quality materials and two different stylish color options.

- » Nam Liong Neoprene
- » Rip Tech
- » Apex-Light
- » Fireline Light



COLOUR	SIZE	CODE	SRP €*
C1 black	S/M L/XL	133910	39,95
C2 blue	S/M L/XL	133910	39,95

PRO BEANIE

Our Pro Beanie is an active and continuous protection for in and out of water use. Especially made for cold sessions and to keep your head warm between sessions. Coming with the highest quality materials and three different stylish color options.

- » Nam Liong Neoprene
- » Rip Tech
- » Apex-Light
- » Fireline Light



COLOUR	SIZE	CODE	SRP €*
C1 black	S/M L/XL	133911	44,95
C2 melange	S/M L/XL	133911	44,95
C3 blue	S/M L/XL	133911	44,95

NEXUS BEANIE

Our Nexus Beanie is an active and continuous protection for in and out of water use. Especially made for cold sessions and to keep your head warm between sessions.

- » Nam Liong Neoprene
- » Apex-Light



COLOUR	SIZE	CODE	SRP €*
C1 black	S/M L/XL	133912	29,95

HELMET FREERIDE

Ultra lightweight helmet dedicated for water sports with maximum safety, comfort and performance. It is CE approved with an impact resistant ABS shell for protection and a unique soft non-water absorbing EVA inner for comfort and lightweight performance. It also comes with a twist tightening system, adjustable chin straps and removable EVA ear pads for a perfect fit and functionality.

TOP SELLER

- » CE approved
- » Adjustable chin straps and twist tightening system
- » Ultra light non-water absorbent construction
- » Impact resistant abs outer shell
- » Impact absorption soft eva inner lining
- » Air-vent system
- » Removable eva ear protector



COLOUR	SIZE	CODE	SRP €*
C1 black C2 white C3 navy C4 light blue C5 lime	XS S M L XL	196616	69,95

HELMET SLIDE

Ultra lightweight helmet dedicated for water sports with maximum safety, comfort and performance. It is CE approved with an impact resistant ABS shell for protection and a unique soft non-water absorbing eva inner for comfort and lightweight performance. It also comes with a twist tightening system, adjustable chin straps and removable EVA pads for a perfect fit and functionality.

- » CE approved
- » Ultra light non-water absorbent construction
- » Impact resistant ABS outer shell
- » Impact absorption soft EVA inner lining
- » Air-vent system
- » Adjustable chin straps
- » Removable EVA ear protector



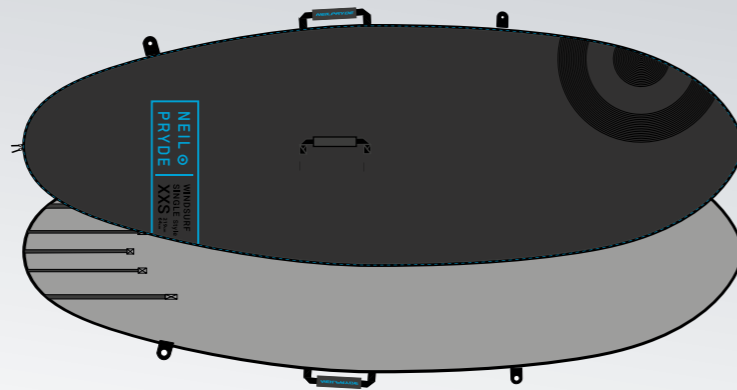
COLOUR	SIZE	CODE	SRP €*
C1 black C2 white C3 navy	XS S M L XL	196623	69,95

NEW

WINDSURF SINGLE STYLE

Our new NP Windsurf Single Style Boardbag now comes in additional sizes, adapted to fit our freestyle windsurfing boards. We have updated the design and added features, including an improved handle position.

Transport your freestyle boards in style, and with maximum protection and durability.



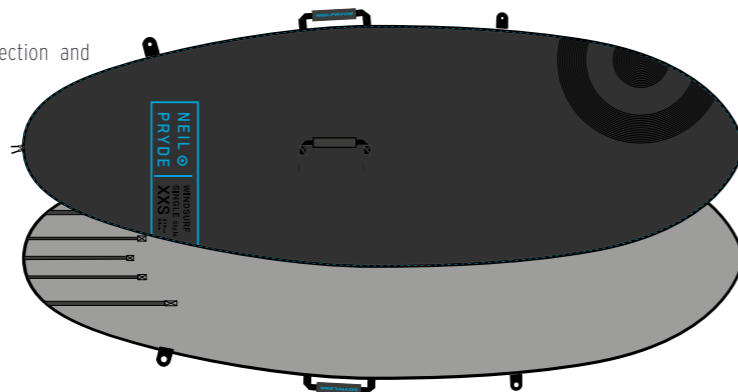
WRITTEN SIZE	BAG SIZE	BIGGEST FITTING BOARD	ALL FITTING BOARDS	CODE	SRP €*
XXS 219 x 65	226 x 76 cm	24 JP Freestyle Pro 103: 219 x 64	24 JP Freestyle PRO 86 & 95 & 103	196626	89,95

NEW

WINDSURF SINGLE WAVE

Our new NP Windsurf Single Wave Boardbag now comes in additional sizes, adapted to fit our wave windsurfing boards. We have updated the design and added features, including an improved handle position.

Transport your Wave boards in style, and with maximum protection and durability.



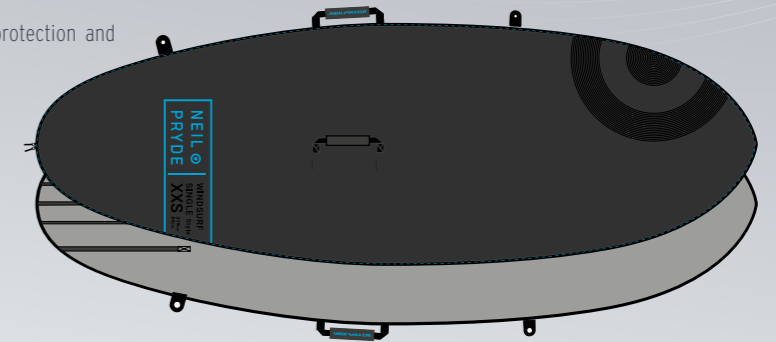
WRITTEN SIZE	BAG SIZE	BIGGEST FITTING BOARD	ALL FITTING BOARDS	CODE	SRP €*
XS 223 x 60	230 x 73 cm	24 JP Magic Wave Pro 89: 223 x 60	24 JP Ultimate Wave Pro 75, 24 Magic Wave Pro 68, 75, 82, 89	196628	89,95
S 227 x 63	234 x 77cm	24 JP Freestyle Wave Pro 78: 227 x 57 & 24 JP Magic Wave Pro 105: 226 x 63	24 JP Ultimate Wave Pro 81 & 87, 24 Magic Wave Pro 95 & 105, 24 JP Freestyle Wave Pro 78	196628	89,95
M 233 x 65	240 x 78cm	23 JP Freestyle Wave 114: 233 x 65	24 JP Ultimate Wave Pro 93 & 101, 24 Magic Wave Pro 115, 24 JP Freestyle Wave Pro 84 & 94 & 104 & 114, 24 JP Super Ride Wood Pro 102, 24 JP Speed Pro 54, 24 JP Slalom Pro 55 & 62,5 Magic Move 90 Wood Pro Magic Move 90 Es	196628	89,95

NEW

WINDSURF SINGLE FREE

Our new NP Windsurf Single Free Boardbag now comes in additional sizes, adapted to fit our freeride and freerace windsurfing boards. We have updated the design and added features, including an improved handle position.

Transport your freeride boards in style, and with maximum protection and durability.



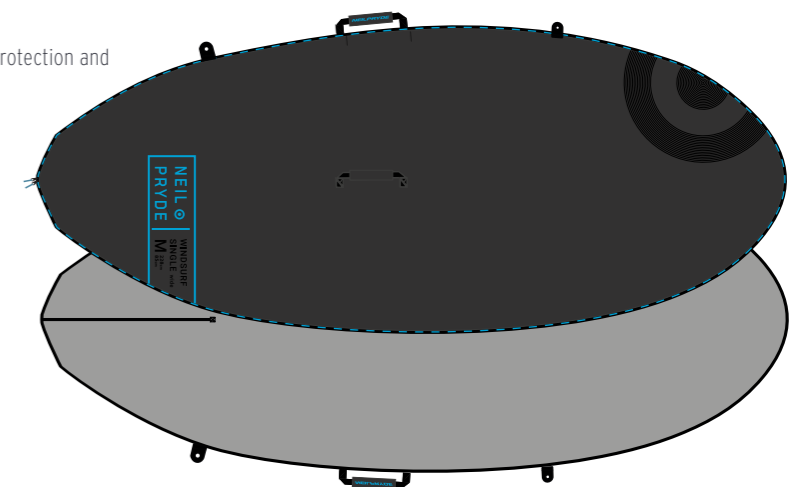
WRITTEN SIZE	BAG SIZE	BIGGEST FITTING BOARD	ALL FITTING BOARDS	CODE	SRP €*
L 241 x 75	248 x 87cm	24 Magic Ride 119: 241 x 74, 23 JP Super Sport LXT 122: 234 x 76	24 JP Magic Ride Wood Pro 109 & 119, 24 JP Super Ride Wood Pro 113 & 124, 24 JP Super Sport Wood Pro 111 & 122, 24 JP Young Gun Magic Ride EVA 112, 24 JP Freestyle Wave Pro 124 Magic Move Wood Pro 100 & 110 Magic Move ES 100 & 110	196630	99,95
XL 244 x 82	251 x 95 cm	23 JP Super Ride 139: 244 x 76, 23 JP Super Sport LXT 133: 234 x 82	24 JP Magic Ride Wood Pro 129, 24 JP Super Ride Wood Pro 139, 24 JP Super Sport Wood Pro 133	196630	99,95
XXL 255 x 84	263 x 96 cm	23 JP Magic Ride 159: 255 x 83,5	24 JP Magic Ride Wood Pro 139 & 149 & 159	196630	99,95

NEW

WINDSURF SINGLE WIDE

Our new NP Windsurf Single Wide Boardbag now comes in additional sizes, adapted to fit our 24 windsurfing boards. We have updated the design and added features, including an improved handle position.

Transport your Windsurf boards in style, and with maximum protection and durability.

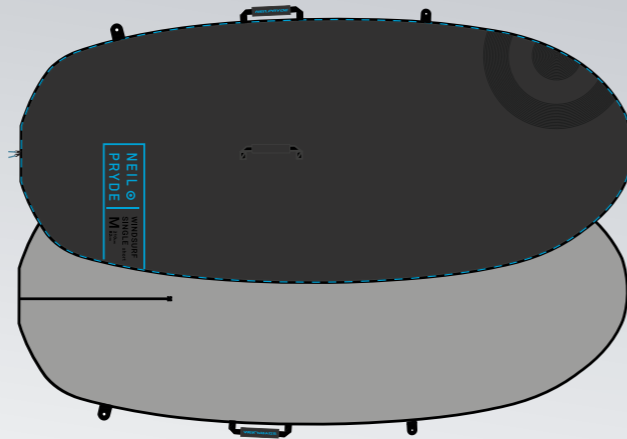


WRITTEN SIZE	BAG SIZE	BIGGEST FITTING BOARD	ALL FITTING BOARDS	CODE	SRP €*
M 228 x 85	236 x 97cm	24 JP Slalom Pro 139: 227 x 85	24 JP Slalom Pro 72 & 85	196632	99,95
L 238 x 92	248 x 104 cm	24 JP Super Lightwind Wood 166: 238 x 92	24 JP Super Lightwind Wood Pro 166	196632	99,95

NEW

WINDSURF SINGLE FOIL

Our new NP Windsurf Single Foil Boardbag now comes in additional sizes, adapted to fit our windfoiling boards. We have updated the design and added features, including an improved handle position. Transport your Windsurf Foil boards in style, and with maximum protection and durability.



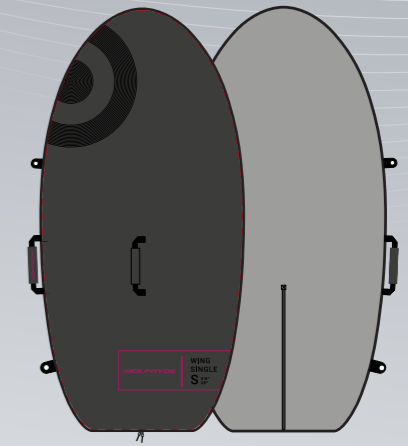
WRITTEN SIZE	BAG SIZE	BIGGEST FITTING BOARD	ALL FITTING BOARDS	CODE	SRP €*
M 210 x 82	219 x 95cm	24 JP Hydrofoil Slalom Pro 78: 210 x 78	24 JP Freefoil Wood Pro 115 & 130, 24 JP Hydrofoil Slalom Pro 78	196634	99,95
L 215 x 91	224 x 105 cm	24 JP Hydro Foil 155: 215 x 89, 24 JP Hydro Foil Slalom Pro 91: 210 x 91	24 JP Hydro Foil Wood Pro 133 & 155, 24 JP Hydro Foil Slalom Pro 81 & 85 & 88 & 91	196634	99,95

NEW

WING SINGLE

Our new NP Wing Boardbag now comes in additional sizes, adapted to fit our wing boards. We have updated the design and added features, including an improved handle position.

Transport your Wing Foiling boards in style, and with maximum protection and durability.



WRITTEN SIZE	BAG SIZE	BIGGEST FITTING BOARD	ALL FITTING BOARDS	CODE	SRP €*
XS 4'7" x 23"	147 x 72 cm	JP F-Winger 4'7" x 23" Pro	S-Winger 4'4" x 20" & 4'5" x 21", F-Winger 4'6" x 22" & 4'7" x 23"	196636	79,95
S 5'0" x 25"	161 x 83 cm	JP X-Winger 5'0" x 25" Pro	F-Winger 4'9" x 24", X-Winger 5'0" x 25", R-Winger 5'0" x 21"	196636	84,95
M 5'7" x 27"	178 x 83 cm	JP X-Winger 5'7" x 27" Pro	X-Winger 5'2" x 26" & 5'7" x 27", R-Winger 5'5" x 22"	196636	89,95
L 6'3" x 29"	198 x 88 cm	24 JP X-Winger 6'3" x 29" Pro	24 JP X-Winger 6'1" x 28" & 6'3" x 29", 24 JP Freakfoil Pro 95	196636	94,95
XL 6'10" x 31"	206 x 91 cm	24 JP X-Foil 6'10" x 31", JP X-Winger 6'6" x 30" Pro	X-Foil 6'10" x 31", X-Winger 6'6" x 30"	196636	99,95

NEW

WING TRAVELMATE

Our new Wing travelmate bag is your best friend for any kind of journey. Especially when travelling by plane, or during transportation in and on the car, is your equipment protected to the maximum thanks to its various protective features and the separate storage compartments.

The wheels make it easy to transport and its size offers plenty of space for a complete wing setup (1 board, 1 foil, 2-3 wings, wetsuit,...)

- » Foil attachments
- » Separation/protection layer for board
- » 8mm foam for maximum protection
- » Net for additional storage space



WRITTEN SIZE	BAG SIZE	BIGGEST FITTING BOARD	ALL FITTING BOARDS	CODE	SRP €*
M 4'9"	150 x 62 x 30 cm	F-Winger 4'9"	F-Winger 4'9"	196638	249,95
L 5'7"	172 x 70 x 30 cm	X-Winger 5'7"	X-Winger 5'7"	196638	279,95



PROTON WINDSURF & KITE

FLEXIBLE, FLYWEIGHT SHELL HARNESS

Stand out on the water. We removed the stiff core typically found in a shell harness and replaced it with tough and lightweight Surlyn® material developed by science geeks at duPont in order to retain most of the benefits of a hard shell while improving flex in places riders need it most. This low profile harness can be used for both kiteboarding and windsurfing, in freestyle, wave or freeride disciplines.

- » Ultra lightweight durable composite shell core
- » Low Profile design allows full range of movement
- » Weightless natural feeling
- » Compatible with the fireball system
- » Fusion composite core that adapts to the shape of your back over time
- » Harness doesn't slide, locking itself in place



	HOOK	COLOUR	SIZE	CODE	SRP €*
Proton Kite	Kite Hook	C1 black	S/48, M/50, L/52, XL/54	116020	369,95
Proton Kite	Kite Hook	C4 maroon	S/48, M/50, L/52, XL/54	116020	369,95
Proton Windsurf	Windsurf Hook	C1 black	S/48, M/50, L/52, XL/54	116021	359,95
Proton Windsurf	Windsurf Hook	C3 navy blue	S/48, M/50, L/52, XL/54	116021	359,95

EVO WOMAN WINDSURF & KITE

FLEXCORE – CORE SUPPORT

The softest and most comfortable harness in our range. The Evo offers maximum comfort through an ultra light and soft construction at an affordable price.

- » Low profile design for ultimate comfort
- » Ultra light weight
- » 360 power strap
- » Back base support system
- » Anti-chafe seams
- » Alternative dual safety line attachment rings
- » S4 connection points
- » Non water absorbing EVA bar pad
- » Elastic buckle covers and webbing keepers



	HOOK	COLOUR	SIZE	CODE	SRP €*
	Multisport (Windsurf & Kite)	C3 navy/peach	XS/34, S/36, M/38, L/40	196018	189,95

EVO WINDSURF & KITE

FLEXCORE – CORE SUPPORT

The softest and most comfortable harness in our range. The Evo offers maximum comfort through an ultra light and soft construction at an affordable price.

- » Low profile design for ultimate comfort
- » Ultra light weight
- » 360 power strap
- » Back base support system
- » Anti-chafe seams
- » Alternative dual safety line attachment rings
- » Stainless steel crossover spreader bar EZ 4 connection points
- » Non water absorbing EVA bar pad
- » Elastic buckle covers and webbing keepers



	HOOK	COLOUR	SIZE	CODE	SRP €*
	Multisport (Windsurf & Kite)	C1 black/grey	XS/46, S/48, M/50, L/52, XL/54, XXL/56	196017	189,95
	Multisport (Windsurf & Kite)	C2 navy/blue	XS/46, S/48, M/50, L/52, XL/54, XXL/56	196017	189,95


SIZE CHART HARNESS

HARNESS MEN

SIZE	WAIST		SPREADER BAR	
	US	IN CM	STD	ES
XS	28 – 30	71 – 78	25 cm	25 cm
S	30 – 32	76 – 83	25 cm	25 cm
M	32 – 34	81 – 88	25 cm	25 cm
L	34 – 36	86 – 93	30 cm	25 cm
XL	36 – 38	91 – 98	30 cm	30 cm

HARNESS WOMEN

SIZE	WAIST		SPREADER BAR	
	US	IN CM	STD	ES
XS	23 – 25	56 – 63	20 cm	–
S	25 – 27	63 – 70	25 cm	25 cm
M	27 – 29	70 – 76	25 cm	25 cm
L	29 – 32	76 – 82	25 cm	25 cm



GRAVITY SEAT WINDSURF & KITE

PURE PERFORMANCE

The laminated EVA inner of the Gravity Seat multi-sport harness is split into three segments to provide dynamic support while the pre-bent shape allows for the harness to completely wrap around the hip and seat area. Leg straps are uniquely angled for exceptional fit and freedom of movement.

- » Laminated EVA inner for comfort
- » Anti-chafe seams
- » Pre-bent shape
- » Adjustable back support
- » Click-in leg straps
- » Alternative dual safety line attachment rings
- » Safety leash attachment
- » Detachable handle pass line
- » Tie-down straps
- » Replaceable straps



HOOK	COLOUR	SIZE	CODE	SRP €*
Multisport (Windsurf & Kite)	C1 black	XS/46, S/48, M/50, L/52, XL/54	116029	229,95

RACE SEAT WINDSURF

WIN COMFORTABLY

Specifically designed for racing through an ultra-lightweight construction. The Race Seat harness features compact fit and a low hook position to maximize leverage on the rig.


- » Ultra-lightweight materials
- » Pre-bent shape
- » Adjustable back support
- » Click in leg straps
- » Replaceable straps
- » Includes S1 windsurf hook spreader bar std



HOOK	COLOUR	SIZE	CODE	SRP €*
incl. S1 windsurf hook spreader bar	C1 black	XS/46, S/48, M/50, L/52, XL/54	116030	189,95

SPREADER BARS

	SIZE	CODE	SRP €*
Kite SPREADER BAR S1 EZ Set	25cm	116101	139,95
	30cm	116101	139,95
Wind SPREADER BAR S1 EZ Set	25cm	116100	139,95
	30cm	116100	139,95
Wind SPREADER BAR S1 EZ only	25cm	132582	89,95
	30cm	132582	89,95
Wind SPREADER BAR S1 Std only	25cm	132581	89,95
	30cm	132581	89,95
Crossover Spreader BAR EZ Set	small	196020	89,95
	medium	196020	89,95



FIXED HARNESS LINES WINDSURF

» Low stretch rope with a heavy-duty tube cover



COLOUR	SIZE	CODE	SRP €*
C1 black C2 blue	20 22 24 26 28 30 32 34 inch / 51 56 61 66 71 76 81 86 cm	196611	29,95

TRAVEL VARIO HARNESS LINES WINDSURF

» Low stretch rope with a heavy-duty tube cover
 » Stiffened PE board to prevent unwanted swing
 » Adjustable length with pull handle for easier function on both sides of the loop



COLOUR	SIZE	CODE	SRP €*
C1 black C2 blue	20-26 inch (51-66 cm); 24-30 inch (61-76 cm)	196612	44,95

RACE VARIO HARNESS LINES WINDSURF

» Low stretch rope with a heavy-duty tube cover
 » Stiffened PE board to prevent unwanted swing
 » Adjustment system with "release loop" and pull handle for easier adjustment while sailing



COLOUR	SIZE	CODE	SRP €*
C1 black C2 blue	20-26" (51-71 cm); 22-28" (56-71 cm); 24-30" (61-76 cm); 28-34" (71-86 cm)	196613	59,95

SUP/WING HIP LEASH WING

» Comfortable neoprene hip belt
 » Quick-release (Velcro) strap
 » Attachable wing or board leash
 » Stretchy spiral cord to avoid air resistance
 » High-strength PU cord
 » Smooth rotating double swivel



SIZE	OFFERED HIP SIZES	COLOUR	CODE	SRP €*
10' x 8 mm	S M L	C1 black	196625	49,95

SUP LEASH ANKLE SUP

» Smooth rotating double swivel
 » Molded cord connectors
 » High strength PU cord
 » Quick release cuff
 » Internal key pocket
 » Triple wrap rail saver



SIZE	COLOUR	CODE	SRP €*
8' x 8 mm	C1 black C2 blue	196621	39,95

SUP LEASH RACE SUP

» Expandable coiled cord to eliminate drag
 » Molded cord connectors
 » High strength PU cord
 » Quick release cuff
 » Internal key pocket
 » Triple wrap rail saver



SIZE	COLOUR	CODE	SRP €*
10' x 5 mm	C1 black C2 blue	196622	44,95

UPHAUL ROPE WINDSURF

- » Extremely lightweight
- » Less susceptible to swinging



	COLOUR	CODE	SRP €*
one size	C1 black C2 blue	196604	14,95

UPHAUL ROPE DELUXE WINDSURF

- » Less susceptible to swinging
- » Comfortable and easy grip through increased diameter tubular foam sections



	COLOUR	CODE	SRP €*
one size	C1 black C2 blue	196605	17,95

MAST BASE PROTECTOR WINDSURF

- » Pre-formed protection for your toes
- » Improved shaping locks protector in place to limit movement and keep it flush on the board



	COLOUR	CODE	SRP €*
one size	C1 blue	196608	12,95

NEW BOOM PROTECTOR WINDSURF



	COLOUR	CODE	SRP €*
one size	C1 blue	136613	12,95

NEW ROOF RACK PAD

Roof rack pad for your car roof ensuring a smoother ride for your gear and to make sure gear remains in place.



	COLOUR	CODE	SRP €*
50cm	C1 black	136614	34,95

HELMET EAR COVERS



	COLOUR	CODE	SRP €*
one size	C1 black	196624	4,95



NEILPRYDE



PROMOTION

APPAREL & MERCH





NEILPRYDE T-SHIRT
LOGO



COLOUR	SIZE	FABRICS	CODE	SRP €*
pacific blue	S M L XL XXL	100% Cotton	127040	25,00
berry / juicy orange	S M L XL XXL	100% Cotton	127040	25,00

NEILPRYDE CREWNECK
LOGO



COLOUR	SIZE	FABRICS	CODE	SRP €*
black	S M L XL XXL	60% Cotton / 40% Polyester	127042	49,00

NEILPRYDE T-SHIRT
BACKPRINT



COLOUR	SIZE	FABRICS	CODE	SRP €*
black / grey	S M L XL XXL	100% Cotton	127040	25,00

NEILPRYDE ZIPPER
BACKPRINT



COLOUR	SIZE	FABRICS	CODE	SRP €*
pacific blue	S M L XL XXL	60% Cotton / 40% Polyester	127041	49,00

NEILPRYDE T-SHIRT
BACKPRINT **WOMAN**



COLOUR	SIZE	FABRICS	CODE	SRP €*
peacock blue	S M L XL XXL	100% Cotton	127044	25,00

NEILPRYDE ZIPPER
BACKPRINT **WOMAN**



COLOUR	SIZE	FABRICS	CODE	SRP €*
peacock blue	S M L XL XXL	60% Cotton / 40% Polyester	127045	49,00

NEW

LONG BEANIE



COLOUR	SIZE	FABRICS	CODE	SRP €*
petrol	one size	100% acrylic	127046	29,99

NEW

NEW BEANIE



COLOUR	SIZE	FABRICS	CODE	SRP €*
blue	one size	100% acrylic	127047	29,99

NEW

FLORAL FLAT CAP



COLOUR	SIZE	FABRICS	CODE	SRP €*
black	one size	80% acrylic, 20% wool	127049	39,99

NEW

BIKER CAP



COLOUR	SIZE	FABRICS	CODE	SRP €*
lilac	one size	100% cotton	127050	34,99

NEW

DAD CAP



COLOUR	SIZE	FABRICS	CODE	SRP €*
C1 black, C2 navy	one size	98% cotton, 2% elastane	127052	34,99

NEW

TRUCKER CAP



COLOUR	SIZE	FABRICS	CODE	SRP €*
white/black	one size	visor: 100% cotton, panel: 100% polyester	127053	34,99

NEILPRYDE STANDARD FLAG



COLOUR	SIZE (cm)	CODE	SRP €*
C1 blue / orange	150 x 130	126915	20,00
C2 blue / cyan	150 x 130	126915	20,00

NEILPRYDE BEACH FLAG SMALL FLAG SET

Including Ground Plate, Pole and Flag



COLOUR	SIZE (cm)	CODE	SRP €*
C1 blue / orange	220 x 60	126919	70,00
C2 blue / cyan	220 x 60	126919	70,00

NEILPRYDE BEACH FLAG COMPLETE SET/ FLAG ONLY

Flag only: Ground Spikes, Rotators, Poles to be ordered separately

Complete Set: including Ground Spike, Rotator, Pole and Flag



	COLOUR	SIZE (cm)	CODE	SRP €*
Flag only	C1 blue / orange	450 x 90	126917	44,00
Flag only	C2 blue / cyan	450 x 90	126917	44,00
Pole			126918	40,00
Rotator			126924	29,99
Ground Spike			126926	tba
Complete Set	C1 blue / orange	450 x 90	126916	120,00
Complete Set	C2 blue / cyan	450 x 90	126916	120,00

NEILPRYDE BANNER



COLOUR	SIZE (cm)	CODE	SRP €*
C1 blue / orange	290 x 100	126920	38,00
C2 blue / cyan	290 x 100	126920	38,00

BEACH CHAIR


Wooden beach chair with waterproof cloth for relaxed after sessions at the beach.



COLOUR	SIZE	CODE	SRP €*
C1 blue / cyan	50 x 139 cm	126922	80,00

NEILPRYDE PROMO TENT SET

Tent comes with carrying case.
Tent with NEILPRYDE logo print.



COLOUR	SIZE	CODE	SRP €*
C1 blue / orange	3 x 3 m	126921	870,00



WINDSURF BOARDS



SCREW HEADS: TORX

New standard: The screw heads of all the screws are now changed to TORX

- » Fin screws (Slot -, Tuttle- and Powerbox)
- » Air Valve
- » Thicker strap screws with larger thread (M7)
- » Screwdriver Size: T30



FOIL BOXES

FOIL POWERBOX:

Freestyle | Magic Ride Wood Pro

FOIL TUTTLE BOX:

Super Ride | Super Sport | Super Lightwind
Slalom (72,85) | FreeFoil | HydroFoil | HydroFoil Slalom

FOIL TRACK BOXES:

FreakFoil | FreeFoil | FreeFoilAir



NEW SHAPES

The following boards feature a brand new shape:

- » Ultimate Wave
- » Freestyle
- » Magic Move
- » Slalom 62.5
- » HydroFoil Slalom 80, 85 ,88
- » Speed 40



THRUSTER FIN SETUP – MAGIC WAVE

Pure Thruster Setup: Research has shown that the twin fin option was barely used on the Magic Wave. That's why the 2024 models now come exclusively with Thruster fin boxes and setup, saving on superfluous weight.



SLOT BOX – THE NEW SIDE FIN STANDARD

For many years, JP remained loyal to the Mini Tuttlebox because of its advantages: light weight, excellent durability and low cost. But the ease of use and availability of spare or alternative fins were not ideal. With the increased use of the slot box, switching to this system not only made sense but was also inevitable.



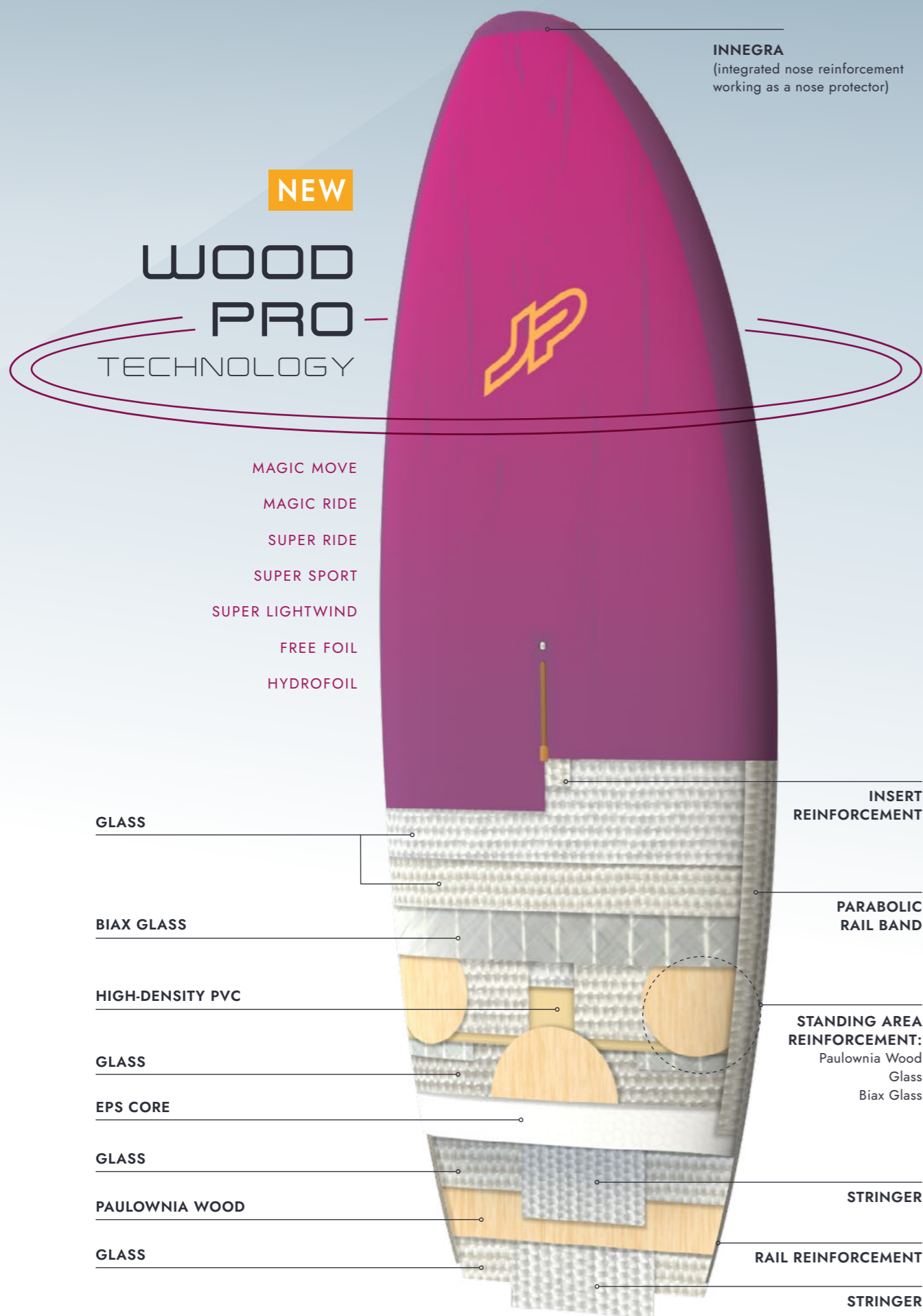
NO FIN; FIVE BOX SETUP – ULTIMATE WAVE

The five fin box tuning range has always been a key, must-have asset for the Ultimate Wave customer. On the other hand, most of these very good riders already have their own, favourite wave fins and do not need the ones coming with the board. In order to save these riders unnecessary costs, the new models now come without fins.



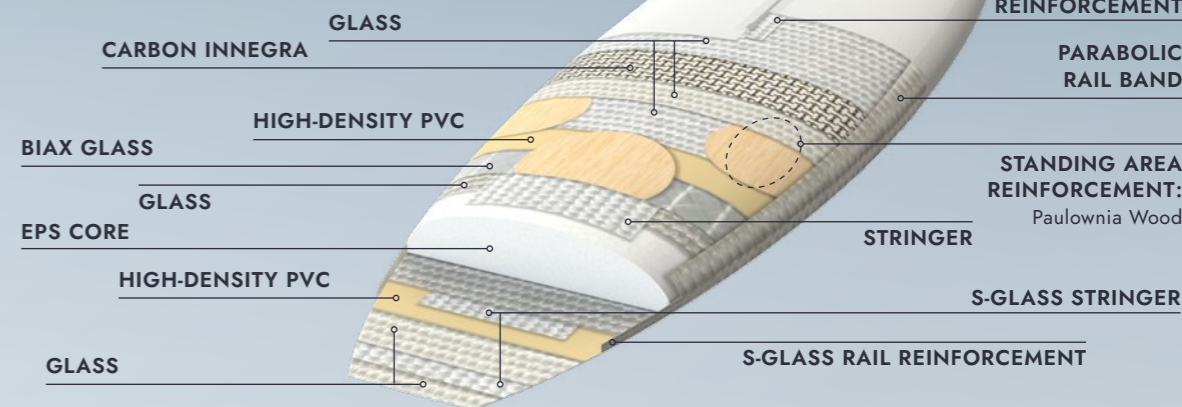
WOOD PRO - THE NEW TECHNOLOGY

This new technology draws on proven experiences from the past and features a blend between lightness and durability. Technology details are the integrated Innegra nose reinforcement working as nose protector, bottom stringers, the Parabolic Rail band and a Quadaxial fibre construction in the full standing area. The deck is made in the same, strong and proven PVC sandwich construction that we know from our PRO technology boards. The sustainable, fast-growing Paulownia wood is used for reinforcements in the deck and for a full bottom construction.



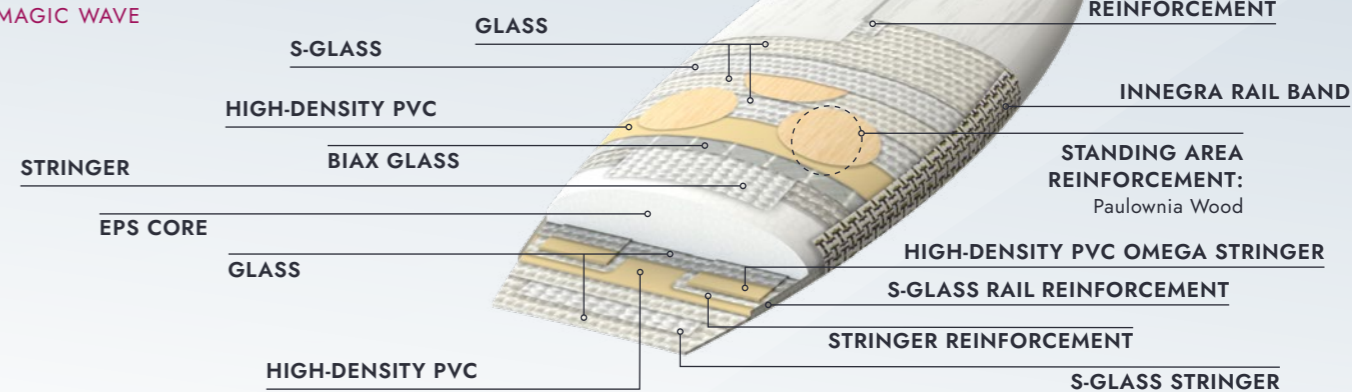
PRO FREESTYLE TECHNOLOGY

FREESTYLE WAVE
FREESTYLE
FREAK FOIL



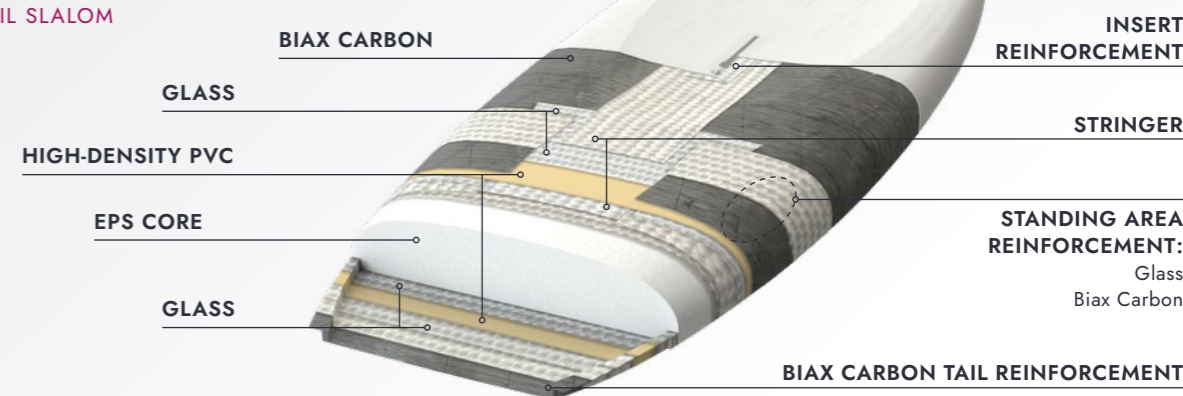
PRO WAVE TECHNOLOGY

ULTIMATE WAVE
MAGIC WAVE



PRO PERFORMANCE TECHNOLOGY

SLALOM
HYDROFOIL SLALOM





"The first prototypes I made for Robby were a hybrid of the Magic Wave tail with the Ultimate Wave nose and I knew we were already on a magic pathway as they quickly became the only boards he used. This added to the fact that the new board planes much quicker than the previous Ultimate Wave makes me think that sailors across the world are going to really appreciate this entirely new board in our JP's line-up."

– WERNER GNIGLER

"I feel like I can go more vertical than ever and hit lips or pull critical carves with far more confidence and control. I have used the board in 2 foot waves at Ho'okipa and 40 foot waves at Jaws and find it equally fun to ride and controllable at each end of the spectrum and all the way in between."

– ROBBY SWIFT



NEW

ULTIMATE WAVE PRO

ADDED MAGIC TO THE ULTIMATE WAVE EXCELLENCE

Our new Ultimate Waves now have incredibly improved planing performance that puts them almost on par with the renowned Magic Wave. With faster carving, improved speed, and better grip and rail bite, these full-on down-the-line boards are the ultimate choice for every wave spot in any condition. Whether you're a pro or a down-the-line wave riding beginner, get ready to push harder and carve turns on anything from medium to XXL waves with our new Ultimate Waves - the ultimate wave board!

HIGHLIGHTS

- JP's most radical wave board
- Not only for down-the-line conditions
- Earlier planing
- Faster carving and better rail grip
- Super dependable on the wave
- Great range of tuning thanks to five Slot boxes; no fins



MODEL	WEIGHT (kg) ESTIMATIONS	VOLUME (Liter)	LENGTH (cm)	WIDTH (cm)	NO FIN (Recommendation only)	BOX	CODE	SRP €*
75	6,2	75	221	55,5	2x Multi Wave 13.5 RTM Carbon + 2x SideWave 10 RTM Carbon	5x SlotBox	241200	2.599,00
81	6,3	81	223	57,5	2x Multi Wave 14.5 RTM Carbon + 2x SideWave 10 RTM Carbon	5x SlotBox	241200	2.599,00
87	6,5	87	224	59,0	2x Multi Wave 14.5 RTM Carbon + 2x SideWave 10 RTM Carbon	5x SlotBox	241200	2.599,00
93	6,7	93	226	60,5	2x Multi Wave 15.5 RTM Carbon + 2x SideWave 10 RTM Carbon	5x SlotBox	241200	2.599,00
101	6,8	101	229	62,0	2x Multi Wave 16.5 RTM Carbon + 2x SideWave 10 RTM Carbon	5x SlotBox	241200	2.599,00

RTM=Resin Transfer Molded

MAGIC WAVE PRO

BEST IN ALLROUND WAVE CLASS

JP's greatest all-round wave design - ever! This concept combines the benefits of all previous JP wave all-rounders and outperforms them all. Performing at its best in onshore jumping and wave riding, the Magic Wave jumps higher and rides small to medium sized waves better than the Ultimate Wave but it doesn't stop there. It offers both: Great front and back foot wave riding and holds its own in far bigger waves than you would expect, meaning that you can really choose 1 board for 90% of conditions and will almost never be under-gunned in big surf or lacking performance in small surf. The thruster fin setup supports the board's all-round nature: the tail fin features a traditional outline with sufficient area in the tip for ease and control. For power, early planing and speed all thruster fins come in Carbon material. Get out and try yourself. Feel the MAGIC!

HIGHLIGHTS

- Fits 90% of wave conditions
- High-performance all-round wave board
- Innovative rocker shape provides early planing, high speed and control
- Wide nose and tail allows high jumps and forgiving landings
- Keeps as much speed as possible through the bottom turn
- Board comes with 3 Slot boxes and Thruster fin setup



MODEL	WEIGHT (kg) ESTIMATIONS	VOLUME (Liter)	LENGTH (cm)	WIDTH (cm)	FINS	BOX	CODE	SRP €*
68	5,7	68	218	54	1x Wave 18 RTM Carbon + 2x SideWave 10 RTM Carbon	3x SlotBox	241202	2.699,00
75	5,9	75	221	56	1x Wave 18 RTM Carbon + 2x SideWave 10 RTM Carbon	3x SlotBox	241202	2.699,00
82	6,1	82	222	58	1x Wave 19 RTM Carbon + 2x SideWave 10 RTM Carbon	3x SlotBox	241202	2.699,00
89	6,3	89	223	60	1x Wave 20 RTM Carbon + 2x SideWave 10 RTM Carbon	3x SlotBox	241202	2.699,00
95	6,5	95	224	62	1x Wave 21 RTM Carbon + 2x SideWave 10 RTM Carbon	3x SlotBox	241202	2.699,00
105	6,7	105	226	63	1x Wave 22 RTM Carbon + 2x SideWave 10 RTM Carbon	3x SlotBox	241202	2.699,00
115	7,0	115	229	64	1x Wave 22 RTM Carbon + 2x SideWave 10 RTM Carbon	3x SlotBox	241202	2.699,00

RTM=Resin Transfer Molded

NEW

FREESTYLE PRO

FREESTYLE RE-DESIGNED

Our all-new range of Freestyle boards, developed in collaboration with JP's freestyle experts Yentel Caers and Sam Esteve, takes the sport to new heights. Thanks to extensive refinement and reshaping, our event winning shapes are now shorter, more responsive, and more radical than ever before, allowing riders to spin, rotate, and pop with unparalleled speed and precision. Despite their increased liveliness, these boards still offer the early planing and speed potential of their predecessors, thanks to their flat scoop rocker line. Plus, subtle tail revisions provide a more powerful pop for multiple rotations and more impressive freestyle moves all-round. These new boards are ultra versatile and can be used in a wide range of conditions, from fun freshwater events to hardcore PWA and EFPT freestyle events on the sea. Overall, these boards provide a complete and enjoyable package for all skill levels.

HIGHLIGHTS

- Full-on freestyle contest boards
- Built for explosive pop and super-fast rotations
- Modern bottom shape and soft tuck line make board more forgiving
- Modern outline and weight distribution guarantee quicker rotations and more radical moves
- Flat V bottom shape creates instant power and fantastic grip
- Board comes with competitive freestyle fins



MODEL	WEIGHT (kg) ESTIMATIONS	VOLUME (Liter)	LENGTH (cm)	WIDTH (cm)	FINS	BOX	CODE	SRP €*
86	6,3	86	215	60,5	Freestyle 19.5 G10	Foil-PowerBox	241204	2.799,00
95	6,5	95	218	62,5	Freestyle 20.5 G10	Foil-PowerBox	241204	2.799,00
103	6,9	103	219	64	Freestyle 21.5 G10	Foil-PowerBox	241204	2.799,00

FREESTYLE WAVE PRO

ALL - IN - ONE


They simply do it all! These shapes are great overall - confirmed by magazine tests and feedback of the average rider: everybody loves these Freestyle Waves! They are super comfortable and effortless to sail, provide quick response and great maneuverable: Hassle-free medium to high wind freeriding, bump and jump blasting, classic freestyle, high speed carving, wave sailing... You name it and they have it in their bag. Still as all-round as ever. Faster as wave boards, more maneuverable and wavy than all freeride designs. These These lively and versatile boards are JP's best all-water toys.

HIGHLIGHTS

- JP's most-maneuverable all-water toy
- Moderate to high wind bump & jump, freeride and wave board
- Best carving and wave capability of all JP all-rounders
- Big range of use including freeriding, freestyle and wave, too!
- Direct feel thanks to low swing weight
- Compact shape for control and stability in choppy conditions



MODEL	WEIGHT (kg) ESTIMATIONS	VOLUME (Liter)	LENGTH (cm)	WIDTH (cm)	FINS	BOX	CODE	SRP €*
78	5,8	78	227	57	1x FreestyleWave 21 G10 + 2x SideWave 10 RTM Carbon	PowerBox + 2x SlotBox	241206	2.699,00
84	6,1	84	230	59	1x FreestyleWave 23 G10 + 2x SideWave 10 RTM Carbon	PowerBox + 2x SlotBox	241206	2.699,00
94	6,7	94	230	61	1x FreestyleWave 25 G10 + 2x SideWave 10 RTM Carbon	PowerBox + 2x SlotBox	241206	2.699,00
104	6,9	104	233	63	1x FreestyleWave 27 G10 + 2x SideWave 10 RTM Carbon	PowerBox + 2x SlotBox	241206	2.699,00
114	7,2	114	233	65	1x FreestyleWave 29 G10 + 2x SideWave 10 RTM Carbon	PowerBox + 2x SlotBox	241206	2.699,00
124	7,5	124	235	67	1x FreestyleWave 31 G10 + 2x SideWave 10 RTM Carbon	PowerBox + 2x SlotBox	241206	2.699,00



JP-AUSTRALIA.COM



"Inspired and developed in close cooperation with our Surf Centers and Clients around the world. The endless search for the perfect gybe and an early planing Free Move board made us come up with this new concept. The result proofed us right that the direction of the concept helps riders improving their gybes and lifts them onto the plane effortlessly."

– WERNER GNIGLER

"The Magic Move carves excellently through sporty gybes. It leaves the option for either tight or wide turns and helps to absorb the chop, so you can focus better on the basics of the gybe."

– NICO PRIEN



NEW

MAGIC MOVE WOOD PRO

NEW SENSATION

This fast and versatile bump & jump freeride board redefines the standards of the 'free move' class, targeting riders seeking a 90 to 110 L sporty board for easy and early planing. This dynamic design offers an exhilarating ride, excelling in speed and manoeuvrability. It is the new 'Master of the Carve' for sporty and aggressive gybes and to play in small swell. Whether riding open ocean swells or tackling coastal waves and reefs, it remains unstoppable. Werner Gnigler praises its versatility and comfort: Planing gybes and effortless planing guaranteed!

WOOD PRO Technology: This new technology draws on proven experiences from the past and features a blend between lightness and durability. Technology details are the integrated Innegra nose reinforcement working as nose protector, bottom stringers, the Parabolic Rail band and a Quadaxial fibre construction in the full standing area. The deck is made in the same, strong and proven PVC sandwich construction that we know from our PRO technology boards. The sustainable, fast-growing Paulownia wood is used for reinforcements in the deck and for a full bottom construction.

HIGHLIGHTS

- JP's fastest and most versatile freeride toy
- Re-defining the freemove class
- High wind bump & jump and freeride board
- Freeriding, jibing and carving dream
- Direct feel, lively and controllable
- JP's best small board to master and plane through sporty carving gybes



MODEL	WEIGHT (kg) ESTIMATIONS	VOLUME (Liter)	LENGTH (cm)	WIDTH (cm)	FINS	BOX	CODE	SRP €*
90	6,3	90	231	61,5	FreestyleWave 29 G10	PowerBox	241208	2.399,00
100	6,6	100	235	63,5	FreestyleWave 31 G10	PowerBox	241208	2.399,00
110	6,9	110	237	66,5	FreestyleWave 33 G10	PowerBox	241208	2.399,00

NEW

MAGIC MOVE ES

NEW SENSATION

This fast and versatile bump & jump freeride board redefines the standards of the 'free move' class, targeting riders seeking a 90 to 110 L sporty board for easy and early planing. This dynamic design offers an exhilarating ride, excelling in speed and manoeuvrability. It is the new 'Master of the Carve' for sporty and aggressive gybes and to play in small swell. Whether riding open ocean swells or tackling coastal waves and reefs, it remains unstoppable. Werner Gnigler praises its versatility and comfort: Planing gybes and effortless planing guaranteed!

EPOXY SANDWICH technology: Large areas of reinforcements in the deck made out of sustainable Paulownia wood, significant nose reinforcements with integrated Biax-glass, epoxy glass micro sandwich in the deck and bottom, rail reinforcements and deck stringers.

HIGHLIGHTS

- JP's fastest and most versatile freeride toy
- Re-defining the freemove class
- High wind bump & jump and freeride board
- Freeriding, jibing and carving dream
- Direct feel, lively and controllable
- JP's best small board to master and plane through sporty carving gybes



MODEL	WEIGHT (kg) ESTIMATIONS	VOLUME (Liter)	LENGTH (cm)	WIDTH (cm)	FINS	BOX	CODE	SRP €*
90	7,6	90	231	61,5	FreestyleWave 29	PowerBox	241208	1.799,00
100	8,0	100	235	63,5	FreestyleWave 31	PowerBox	241208	1.799,00
110	8,4	110	237	66,5	FreestyleWave 33	PowerBox	241208	1.799,00

FREERIDE COMPARISON

CHOOSE THE RIGHT BOARD



MAGIC MOVE

WOOD PRO & ES

NEW

BUMP & JUMP, PLANING AND CARVING.

The fast and versatile bump & jump freeride board. It redefines the standards of the 'free move' class. The new 'Master of the Carve' for sporty and aggressive gybes and to play in small swell.

- ✓ The small manoeuvre freeride board that gets you planing and planing through the gybe.
- ✓ Handy, agile and lively in all aspects of sailing it favours a sporty rider.
- ✓ Sailing faster and planing earlier than the Freestyle Waves. They are close to the Super Rides in terms of performance.
- ✓ A treat for the advanced freerider who wants to push his maneuver limits and excel in gybes and still enjoy a fast ride.



MAGIC RIDE

WOOD PRO, ES & EVA

EASIEST, ACCESSIBLE FUN.

The easiest manoeuvre freeride board which rides smooth and fast. The 'Gentleman of the Turn' in the freeride class with effortless gybes – even in challenging sea states.

- ✓ Magic blend of everything advanced riders wants from their funboard. It planes and gybes easily!
- ✓ JP's most playful, easy planing freeride boards with manoeuvre autopilot.
- ✓ Sporty and energetic character which is incredibly easy to handle.
- ✓ Great control at speed and through chop.



SUPER RIDE

WOOD PRO & ES

FLAWLESS FREERIDE ALL-ROUNDER.

Planing almost as effortlessly and early as the Magic Ride, it addresses the needs of everybody who wants to sail as fast as possible with moderate sized sails.

- ✓ Freeride all-rounders without the slightest weakness.
- ✓ Reaching high speeds easily with these shapes, even when not fully powered.
- ✓ No limits when the conditions get rough.
- ✓ Accessible performance with a combination of user-friendliness and performance in every aspect of freeriding.



SUPER SPORT

WOOD PRO

HIGHEST PACE AND PERFORMANCE.

This Freerace shape is more comfortable and easier to sail than ever. Early release, incredibly fast acceleration. Freely flying over flatwater and chop alike.

- ✓ Huge fun and performance potential for an experienced rider.
- ✓ Super efficient on all tacks.
- ✓ The shape is based on the slalom board concept but tuned to suit performance oriented recreational windsurfers.
- ✓ Impressive smoothness of ride, comfort and ease, whilst being nearly as fast as our Slalom boards.

MAGIC RIDE WOOD PRO

MAGIC MANOEUVRE FREERIDE

Stunning boards which do everything you'd expect from a freeride board - and they do it exceptionally well and exceptionally easily! They sit high on the water, delivering the lively and sporty feel which makes windsurfing so exciting. They plane early, are fast, yet super easy to sail and control. Their gybing potential impresses riders of all levels: Easily and willingly they carve into and through turns: JP's most playful and forgiving manoeuvre-oriented freeride boards. The magic of these boards pushes the performance and fun factor to the next level.

WOOD PRO Technology: Integrated Innegra nose reinforcement working as nose protector, bottom stringers, the Parabolic Rail band and a QuadraXial fibre construction in the standing area, sustainable Paulownia wood reinforcements in the deck and as a full bottom sandwich construction.

HIGHLIGHTS

- JP's easiest manoeuvre freeride board
- Easiest planing and gybing
- Bottom V for great control and comfort
- Sporty and energetic character
- Foil Approved Powerbox (Wood Pro only)
- Magic Ride 159: The perfect board for every rider stepping down from a beginner board with daggerboard

MODEL	WEIGHT (kg) ESTIMATIONS	VOLUME (Liter)	LENGTH (cm)	WIDTH (cm)	FINS	BOX	CODE	SRP €*
109	7,3	109	241	70	Ride 36 G10	Foil-PowerBox	241210	2.399,00
119	7,6	119	241	74	Ride 38 G10	Foil-PowerBox	241210	2.399,00
129	7,8	129	244	77	Ride 40 G10	Foil-PowerBox	241210	2.399,00
139	8,2	139	249	80	Ride 44 G10	Foil-PowerBox	241210	2.399,00
149	8,5	149	251	83	Ride 48 G10	Foil-PowerBox	241210	2.399,00
159	9,0	159	255	83,5	Ride 52 G10	Foil-PowerBox	241210	2.399,00



MAGIC RIDE ES

MAGIC MANOEUVRE FREERIDE

Stunning boards which do everything you'd expect from a freeride board - and they do it exceptionally well and exceptionally easily! They sit high on the water, delivering the lively and sporty feel which makes windsurfing so exciting. They plane early, are fast, yet super easy to sail and control. Their gybing potential impresses riders of all levels: Easily and willingly they carve into and through turns: JP's most playful and forgiving manoeuvre-oriented freeride boards. The magic of these boards pushes the performance and fun factor to the next level.

EPOXY SANDWICH technology: Large areas of reinforcements in the deck made out of sustainable Paulownia wood, significant nose reinforcements with integrated Biax-glass, epoxy glass micro sandwich in the deck and bottom, rail reinforcements and deck stringers.

HIGHLIGHTS

- JP's easiest manoeuvre freeride board
- Easiest planing and gybing
- Bottom V for great control and comfort
- Sporty and energetic character
- Foil Approved Powerbox (Wood Pro only)
- Magic Ride 159: The perfect board for every rider stepping down from a beginner board with daggerboard

MODEL	WEIGHT (kg) ESTIMATIONS	VOLUME (Liter)	LENGTH (cm)	WIDTH (cm)	FINS	BOX	CODE	SRP €*
119	8,6	119	241	74	Ride 38	PowerBox	241210	1.799,00
129	9,1	129	244	77	Ride 40	PowerBox	241210	1.799,00
139	9,4	139	249	80	Ride 44	PowerBox	241210	1.799,00
149	9,7	149	251	83	Ride 48	PowerBox	241210	1.799,00
159	10,3	159	255	83,5	Ride 52	PowerBox	241210	1.799,00



MAGIC RIDE FAMILY EVA

MAGIC FAMILY WINDSURF FUN

These two models combine all the advantages of their brothers with the benefits of this special technology: multiple footstrap positions for beginners and advanced windsurfers alike, a centre fin which works like a small daggerboard helping to go upwind and full deck colour-coded EVA Pad making them great boards for the whole family.

EVA-Soft on the outside but very strong inside. The special technology comes with the durable and impact-resistant hard shell which is essential for beginners and intermediates and the use in windsurf centres. Additional features are multiple footstrap positions, a centre fin respectively daggerboard, extra reinforcements in the nose, tail and standing area making it strong and durable. For maximum comfort the whole deck features a soft EVA pad.

HIGHLIGHTS

- Very stable; also non-planing
- Multiple foot strap positions for beginners and advanced
- Powerbox center fin
- Full EVA Deck with microdot structure for good grip and comfort

MODEL	WEIGHT (kg) ESTIMATIONS	VOLUME (Liter)	LENGTH (cm)	WIDTH (cm)	FINS	BOX	CODE	SRP €*
139	10,0	139	249	80	Fun 34 + Ride 44	PowerBox	241210	1.799,00
149	10,4	149	251	83	Fun 34 + Ride 48	PowerBox	241210	1.799,00



SUPER RIDE WOOD PRO

SPORTY FREERIDE

Positioned right in the centre of the popular freeride class, all these boards are simply great all-rounders. With these shapes every rider can reach high speeds easily, even when not fully powered. Additionally, the boards have control in abundance, hence, they ignore chop and their performance seems to have no limits when the conditions get rough. Hassle-free freeride performance for everybody: They are fun to sail and a treat to gybe. What they provide simply is a Super Ride!

WOOD PRO Technology: Integrated Innegra nose reinforcement working as nose protector, bottom stringers, the Parabolic Rail band and a Quadaxial fibre construction in the standing area, sustainable Paulownia wood reinforcements in the deck and as a full bottom sandwich construction.

HIGHLIGHTS

- JP's all-rounder positioned right in the centre of the freeride class!
- Best control
- Narrowest JP freeride hull for comfort, smoothness and fast carving gybes
- Rail shape provides ideal grip in turns
- Large planing surface and enhanced stability
- Comfortable stance due to ergonomic deck shape



MODEL	WEIGHT (kg) ESTIMATIONS	VOLUME (Liter)	LENGTH (cm)	WIDTH (cm)	FINS	BOX	CODE	SRP €*
102	6,8	102	232	63	Ride 34 G10	Foil-TuttleBox	241212	2.399,00
113	7,3	113	238	68	Ride 38 G10	Foil-TuttleBox	241212	2.399,00
124	7,6	124	238	72	Ride 40 G10	Foil-TuttleBox	241212	2.399,00
139	8,1	139	244	76	Ride 42 G10	Foil-TuttleBox	241212	2.399,00

SUPER SPORT WOOD PRO

FASTEST FREERIDE

Sticking to their proven formula of offering easy handling at incredible speed, these free-race shapes are super comfortable and easy to sail. They release early, accelerate incredibly fast and fly freely over flatwater and chop alike. The comfortable stance will give you the confidence to push the boards and go as fast as possible. Due to their outstanding control, recreational sailors reach higher top speeds than on more demanding World Cup Slalom boards. It is much easier to rail-up and carve powerful and dynamic gybes. Overall, they are JP's fastest and most enjoyable free-race boards!

HIGHLIGHTS

- Highest pace and performance within JP's freeride range
- The ultimate blend of ease and user-friendliness in the freerace class
- Performance freeriders based on JP's slalom development
- Easy handling at incredible speed
- V-flow and bottom shape for comfort
- Thinned-out rails allow extraordinary gybing ability
- Foil Approved Fin Box



MODEL	WEIGHT (kg) ESTIMATIONS	VOLUME (Liter)	LENGTH (cm)	WIDTH (cm)	FINS	BOX	CODE	SRP €*
111	7,1	111	234	70	Slalom 40 G10	Foil-TuttleBox	241214	2.499,00
122	7,7	122	234	76	Slalom 44 G10	Foil-TuttleBox	241214	2.499,00
133	8,0	133	234	82	Slalom 48 G10	Foil-TuttleBox	241214	2.499,00

SUPER RIDE ES

SPORTY FREERIDE

Positioned right in the centre of the popular freeride class, all these boards are simply great all-rounders. With these shapes every rider can reach high speeds easily, even when not fully powered. Additionally, the boards have control in abundance, hence, they ignore chop and their performance seems to have no limits when the conditions get rough. Hassle-free freeride performance for everybody: They are fun to sail and a treat to gybe. What they provide simply is a Super Ride!

EPOXY SANDWICH technology: Large areas of reinforcements in the deck made out of sustainable Paulownia wood, significant nose reinforcements with integrated Biax-glass, epoxy glass micro sandwich in the deck and bottom, rail reinforcements and deck stringers.

JP's only foil-approved Epoxy Sandwich windsurf freeride board.

HIGHLIGHTS

- JP's all-rounder positioned right in the centre of the freeride class!
- Best control
- Narrowest JP freeride hull for comfort, smoothness and fast carving gybes
- Rail shape provides ideal grip in turns
- Large planing surface and enhanced stability
- Comfortable stance due to ergonomic deck shape



MODEL	WEIGHT (kg) ESTIMATIONS	VOLUME (Liter)	LENGTH (cm)	WIDTH (cm)	FINS	BOX	CODE	SRP €*
113	8,4	113	238	68	Ride 38	Foil-TuttleBox	241212	1.799,00
124	8,8	124	238	72	Ride 40	Foil-TuttleBox	241212	1.799,00
139	9,4	139	244	76	Ride 42	Foil-TuttleBox	241212	1.799,00

SUPER LIGHTWIND WOOD PRO

NO WIND EVOLUTION

This board is famous for super early planing and powerful performance in light winds. This generation #5 benefits from a long, stretched outline that improves all core characteristics: early planing, speed, control and manoeuvrability, resulting in an overall best SLW ever! In addition, it feels lively and provides an electrifying sensation! Since some shape details also derived from the HydroFoil boards, the SLW's foil characteristics are simply great. Better try the board to find out how much fun you can have in almost no wind.

HIGHLIGHTS

- No need for foiling to get light wind action!
- Most efficient lightwind freeride board
- Starts planing in almost no wind and reaches top speed immediately
- Powerful already in light winds
- Two cut-outs create two outlines that allow the rider to push for maximum speed while maintaining stability and comfort
- Thin rails make riling up and gybing at high speed easy
- Foil Approved Fin Box



MODEL	WEIGHT (kg) ESTIMATIONS	VOLUME (Liter)	LENGTH (cm)	WIDTH (cm)	FINS	BOX	CODE	SRP €*
166	9,4	166	238	92	Super Lightwind 56 Carbon	Foil-TuttleBox	241216	2.599,00

SPEED PRO

MAXIMUM SPEED

Built for ultimate speed, our new line features two models that have shattered records and pushed the boundaries of windsurfing. While the tried-and-true 45 remains the gold standard for overall speed sailing with its unmatched design, the brand-new 40 is the perfect weapon for ideal conditions in the channel. Early prototypes have already displayed incredible performance, and we eagerly await to see its true limits tested this year. Across the globe, the 45 reigns supreme on most speed tracks and holds the majority of production board speed records.

HIGHLIGHTS

Performance and highwind competition speed board

The 45 has probably won more speed events and records than any other production board

Astonishing acceleration with almost unlimited top-speed

Lose feel paired with great control



MODEL	WEIGHT (kg) ESTIMATIONS	VOLUME (Liter)	LENGTH (cm)	WIDTH (cm)	FINS	BOX	CODE	SRP €*
40	4,2	45	227	40	NO Fin INCLUDED	TuttleBox	241226	2.599,00
45	4,7	53	228	45	NO Fin INCLUDED	TuttleBox	241226	2.599,00



JP'S WINNING RACING TEAM

NEW SIZE

SLALOM PRO

FAST !

Control and top speed - that's what it is all about when you want to be on the podium. The 62.5, 72 and 85 are designed for blasting at PWA competition speed. Also, lighter riders will remain in control even when fully overpowered enabling them to get up to top speed. The smallest 55 has proven its qualities on speed slalom tracks like the Defi Wind. And the brand-new 62.5 provides improved planing power, control and momentum through the gybe.



SIZE 72 & 85



HIGHLIGHTS

Performance and PWA Slalom competition boards

Dual Tail Outlines: Bottom and deck outline individually adjusted to each board size.

Great top end control due to thin profile and sunken deck which centers the swing weight

Recess at the mast track for efficient air flow and control

Transforming Vee allows board to ride high and loose

Deck outline allows rider to load more power onto the fin for more control and speed.

MODEL	WEIGHT (kg) ESTIMATIONS	VOLUME (Liter)	LENGTH (cm)	WIDTH (cm)	FINS	BOX	CODE	SRP €*
55	5,4	78	233	55	NO Fin INCLUDED	TuttleBox	241228	2.899,00
62.5	6,1	97	230	62,5	NO Fin INCLUDED	TuttleBox	241228	2.899,00
72	7,1	117	228	72	NO Fin INCLUDED	Foil-TuttleBox	241228	2.899,00
85	7,7	139	228	85	NO Fin INCLUDED	Foil-TuttleBox	241228	2.899,00





YENTEL CAERS

FREESTYLE WORLD CHAMP

JP'S WINNING FREESTYLE TEAM

FREAK FOIL PRO

FOIL STYLING

THE board for riders who accept no limits: no matter if you want to freeride in cruising mode or do wild style moves, the foot straps are in the ideal position. Super short and compact, the short board comes with a noticeably low swing weight, making rotations effortless and fast. Getting into flying mode comes naturally and allows spectacular moves already in light winds. At the same time you can keep foiling even when the conditions get rough. Water time will increase for every rider. This PRO edition features JP's proven Carbon Innegra layup, long track boxes and a carrying handle in the bottom as well as double footstrap plugs. The Freak Foil is a board for no foil limits! A board to play. A board for the new foil freestyle discipline. A board to go wild. A board for you?

HIGHLIGHTS

- Full-on manoeuvre and freestyle foil board
- Very nimble and versatile
- Super short for quick response and fast aerial rotations
- Carry handle in the bottom
- 2 very long track boxes
- Works as foil all-rounder for light kids



MODEL	WEIGHT (kg) ESTIMATIONS	VOLUME (Liter)	LENGTH (cm)	WIDTH (cm)	FINS	BOX	CODE	SRP €*
95	6,6	95	184	62	-	2x track	241218	2.599,00

FREEFOIL WOOD PRO

FUN FOIL ALL-ROUNDER FOR ALL

The perfect foil all-rounder with little to no limitations in its foiling range of use. Fun is what the board delivers, so the target group is the whole windsurf foil community: Everybody will be able to enjoy foiling as easily as possible - in every aspect of this discipline. Slightly longer than comparable designs on the market, they offer more ease and accessibility. With a long pad and special footstrap plugs further forward, the fun extends to wing foiling, too! THE boards to enjoy all sorts of foiling fun - easy!


The Wood Pro features sustainable materials like Paulownia wood for reinforcements in the bottom and comes with various reinforcements, stringers, the Parabolic Rail band, a Quadaxial fibre construction in the full standing area and nose reinforcement.

HIGHLIGHTS

- JP's all-rounder covering the widest possible range of foiling
- Balance between easy handling, pace and control when foiling
- Deck shape provides most responsive feel while still being forgiving and user-friendly
- Multiple footstrap positions for manoeuvres or freeriding, from beginner to advanced
- Can be used with a wide range of foils
- Suitable for wing-foiling (forward straps and long pad)



MODEL	WEIGHT (kg) ESTIMATIONS	VOLUME (Liter)	LENGTH (cm)	WIDTH (cm)	FINS	BOX	CODE	SRP €*
115	8,6	115	204	70	-	2x track & Foil-TuttleBox	241220	2.399,00
130	9,1	130	207	77	-	2x track & Foil-TuttleBox	241220	2.399,00



HYDROFOIL WOOD PRO

PERFORMANCE FOILING AT EASE

JP's HydroFoilS were one of the very first specialised boards for foiling and they were trendsetters right from the start of the foil revolution. Their overall range of use and the all-round appeal always made them extremely popular and successful on the market. These two, third generation shapes reflect a downsized, freeride / freerace version of the high-performance models. They are easier to access, to control and to fly making them more efficient and faster overall. They represent JP's most balanced mix of user-friendliness combined with top foil performance.

The new **WOOD PRO technology** draws on proven experiences from the past and features a blend between lightness and durability. Features are the integrated Innegra nose reinforcement working as nose protector, bottom stringers, the Parabolic Rail band and a QuadraXial fibre construction in the full standing area. The sustainable, fast-growing Paulownia wood is used for reinforcements in the deck and as a full bottom sandwich construction.

HIGHLIGHTS

- Performance-oriented freeride
- Lower volume, "freerace": easy-handling and fun versions of the high-performance HydroFoil Slalom
- Very big tail cut-outs reduce the drag in case of touch downs
- Round rails with a defined tuck line for less drag and instant bounce-off the water
- The ultimate balance between performance and user-friendliness in foiling
- Thin profile limits the drag to ensure stability and balance



MODEL	WEIGHT (kg) ESTIMATIONS	VOLUME (Liter)	LENGTH (cm)	WIDTH (cm)	FINS	BOX	CODE	SRP €*
133	8,4	133	215	84	-	Foil-TuttleBox	241222	2.499,00
155	8,9	155	215	89	-	Foil-TuttleBox	241222	2.499,00

HYDROFOIL ES

PERFORMANCE FOILING AT EASE

JP's HydroFoilS were one of the very first specialised boards for foiling and they were trendsetters right from the start of the foil revolution. Their overall range of use and the all-round appeal always made them extremely popular and successful on the market. These two, third generation shapes reflect a downsized, freeride / freerace version of the high-performance models. They are easier to access, to control and to fly making them more efficient and faster overall. They represent JP's most balanced mix of user-friendliness combined with top foil performance.

The **EPOXY SANDWICH technology** comes with large areas of reinforcements in the deck made out of sustainable, fast-growing Paulownia wood, significant nose reinforcements with integrated Biax-glass, epoxy glass micro sandwich in the deck and bottom, rail reinforcements and deck stringers.

HIGHLIGHTS

- Performance-oriented freeride with competition design
- Lower volume, "freerace": easy-handling and fun versions of the high-performance HydroFoil Slalom
- Very big tail cut-outs reduce the drag in case of touch downs
- Round rails with a defined tuck line for less drag and instant bounce-off the water
- The ultimate balance between performance and user-friendliness in foiling
- Thin profile limits the drag to ensure stability and balance



MODEL	WEIGHT (kg) ESTIMATIONS	VOLUME (Liter)	LENGTH (cm)	WIDTH (cm)	FINS	BOX	CODE	SRP €*
133	9,6	133	215	84	-	Foil-TuttleBox	241222	1.899,00
155	10,1	155	215	89	-	Foil-TuttleBox	241222	1.899,00

NEW SIZE

HYDROFOIL SLALOM SL

THE THRIVE FOR FOIL PERFECTION

Incredible! Faster and faster foil flying! JP's fastest foil board got even faster - again! In racing development never stops. New foils and sail and the steadily increasing level of the riders demand for constant updates. The PWA rules still allow one foil board in the riders' quiver. Hence our shaper Werner Gnigler worked on the core sizes and presents three new shapes in the five-board range - the 80, 85 and 88. The main focus was on efficiency, minimizing resistance and control in the air. Steps to achieve this were to reduce nose scoop and thickness in the front rail and the now slightly domed deck of the nose optimizes the airflow. The deck shape in the standing area received the most radical change becoming flatter with large pads now extending even a bit further than the rail providing more and constant leverage towards the foil. All in all, this results in more dominance over the foil at higher speed.

HIGHLIGHTS

- Dedicated foil slalom competition design
- Super fast and very controllable
- More efficient than its predecessor
- Large pads providing more leverage on the foil



MODEL	WEIGHT (kg) ESTIMATIONS	VOLUME (Liter)	LENGTH (cm)	WIDTH (cm)	FINS	BOX	CODE	SRP €*
78	7,0	130	210	78	-	Foil-TuttleBox	241224	3.299,00
80	8,0	145	209	80	-	Foil-TuttleBox	241224	3.299,00
85	8,2	155	209	85	-	Foil-TuttleBox	241224	3.299,00
88	8,4	160	209	88	-	Foil-TuttleBox	241224	3.299,00
91	8,7	180	210	91	-	Foil-TuttleBox	241224	3.299,00



YOUNG GUN MAGIC RIDE EVA KIDS

MAGIC FROM THE BEGINNING

This shape inspires kids to learn and enjoy all aspects of windsurfing. Width and volume provide good stability for uphauling and learning for all youngsters. They will advance quickly and learn to sail back and forth happily in no time. Once planing, foot steering requires little effort and initiating turns is very easy. Designed to meet the needs of the new generation, featuring a reduced stance width and a shorter distance between footstrap plugs for narrower feet. With a variety of footstrap options every youngster will find their own individual correct footstrap position no matter what size, weight and sailing level. It is designed and built for anyone under ~50 kilos.

HIGHLIGHTS

- Full EVA Deck
- Centre Fin
- Strap Positions for Beginners and Advanced
- Reduced Plug Distance for Kids
- Strap Plugs Close Together for Small Feet
- Carrying Handles
- Molded Fin



MODEL	WEIGHT (kg) ESTIMATIONS	VOLUME (Liter)	LENGTH (cm)	WIDTH (cm)	FINS	BOX	CODE	SRP €*
112	8,8	112	240	72	FreestyleWave 27 + Fun 34	2x Powerbox	241238	1.299,00

YOUNG GUN FREESTYLE LXT KIDS

THE FUTURE STARTS HERE

Ambitious kids need perfectly tuned equipment to improve their windsurfing skills and to love the sport. This shape inspires kids to learn and explore all aspects of windsurfing. Kids use small rigs and therefore need boards with compact dimensions and adjusted trim. This means that the mast base and footstraps are close together for responsive performance on the water. Kids grow quickly, but this board can stay with them for a while because the trim can be adjusted over a wide range. The shape is based on our Freestyle Pro model, has all the latest shape details, only adjusted in size. It offers stability, early planing and explosive pop just like the bigger siblings in our range.

HIGHLIGHTS

- Multiple Footstrap Positions
- Long Footstrap Plugs
- Reduced Plug Distance for Kids
- Footstrap Scale
- G10 Fin



MODEL	WEIGHT (kg) ESTIMATIONS	VOLUME (Liter)	LENGTH (cm)	WIDTH (cm)	FINS	BOX	CODE	SRP €*
65	5,2	65	198	56	Freestyle 17 G10	Powerbox	241237	1.599,00



FUN RIDE ES ADVANCED

CLASSIC FUNBOARD WITH CENTRE FIN

This shape is designed to let newcomers feel their first planing sensation as early as possible in order to get them hooked to the sport instantly! It offers a huge range of use and is the ideal platform for the whole family and friends for their first steps on a windsurf board. On the other hand, its exciting planing potential is a real treat for experienced freeriders.

HIGHLIGHTS

- Full EVA Deck
- Centre Fin
- Powerbox Head to Cover Empty Centre Fin Box
- Strap Positions for Beginners and Advanced
- Molded Fin



MODEL	WEIGHT (kg) ESTIMATIONS	VOLUME (Liter)	LENGTH (cm)	WIDTH (cm)	FINS	BOX	CODE	SRP €*
155	10,4	155	265	75	Ride 48 + Fun 34	2x Powerbox	241230	1.749,00

FUNSTER SPORT EVA BEGINNER TO INTERMEDIATE

SPORTY DAGGERBOARD RIDE

Combining the stability a beginner needs with enough sportiness to entertain an advanced rider. Contrary to wide body beginner boards like the Funsters, these Funster Sports feature narrower and longer hulls. As soon as you master the basics of windsurfing, they lift up to a glide in light winds instantly offering that traditional 'Funboard feeling'. They are designed for a wide range of use: Play, learn, cruise, glide and have fun in a huge variety of conditions. Once planing they feel fast, agile and alive.

HIGHLIGHTS

- Full EVA Deck
- Daggerboard
- Strap Positions for Beginners and Advanced
- Carrying Handles
- Molded Fin



MODEL	WEIGHT (kg) ESTIMATIONS	VOLUME (Liter)	LENGTH (cm)	WIDTH (cm)	FINS	BOX	CODE	SRP €*
145	11,7	145	270	70	Ride 38 + Daggerboard	Powerbox	241232	1.699,00
165	12,5	165	275	75	Ride 38 + Daggerboard	Powerbox	241232	1.699,00
195	13,8	195	280	82,5	Ride 38 + Daggerboard	Powerbox	241232	1.699,00

WINDSURF SUP EVA BEGINNER

WINDSURF & PADDLE HARDBOARD

This board works excellently for both sports and is also enormous fun in both areas. It is an ideal toy for families as it is suitable as a pure beginner's board as well as a board for advanced riders. Above all, it always offers a reason to get on the water - for fun, for a tour, for an adventure, for a workout, or simply all at once.

HIGHLIGHTS

- Full EVA Deck
- Daggerboard
- Molded Fin
- Strapless



MODEL	WEIGHT (kg) ESTIMATIONS	VOLUME (Liter)	LENGTH (cm)	WIDTH (cm)	FINS	BOX	CODE	SRP €*
10,9	14,2	189	328	81	Stand Up 9.0" + Daggerboard	US Box	241236	1.899,00

FUNSTER EVA BEGINNER

BEGINNER TO INTERMEDIATE

They provide the superior stability and the easy handling which every beginner needs! After only a few hours everybody will be sailing back and forth. Moreover, they are more than pure beginner boards because they can get you to the planing barrier of a large freeride board. Consequently, they are excellent beginner and family boards, also offering potential for a more advanced rider.

HIGHLIGHTS

- Full EVA Deck
- Daggerboard
- Strap Positions for Beginners and Advanced
- Carrying Handles
- Molded Fin



MODEL	WEIGHT (kg) ESTIMATIONS	VOLUME (Liter)	LENGTH (cm)	WIDTH (cm)	FINS	BOX	CODE	SRP €*
170	13,1	170	260	90	Fun 34 + Daggerboard	Powerbox	241234	1.749,00
200	14,6	200	270	95	Fun 34 + Daggerboard	Powerbox	241234	1.749,00
240	16,6	240	280	100	Fun 34 + Daggerboard	Powerbox	241234	1.749,00

YOUNG GUN AIR LE BEGINNER

INFLATABLE FUN

Simply a great windsurf and paddle board for kids, the Young Gun Air features awesome handling advantages: It can be rolled up and fits into the backpack it comes with - no more need for a roof rack for transport or a big garage for storage. It is also considerably lighter than any hardboard of this size. Kids would even be able to take it to the beach in the backpack on their bike.

HIGHLIGHTS

- Windsurf and SUP Inflatable Kids Board
- Centre Fin, Mast Plug, Carrying Handle
- Welded Seams
- Pre-Laminated Double Layer Dropstitch
- 3D Stringer



MODEL	WEIGHT (kg) ESTIMATIONS	VOLUME (Liter)	LENGTH (cm)	WIDTH (cm)	FINS	BOX	CODE	SRP €*
8'1"	7,4	212	270	80	9.0" + 10" (22 + 25 cm)	2x US "AIR"	241240	tba

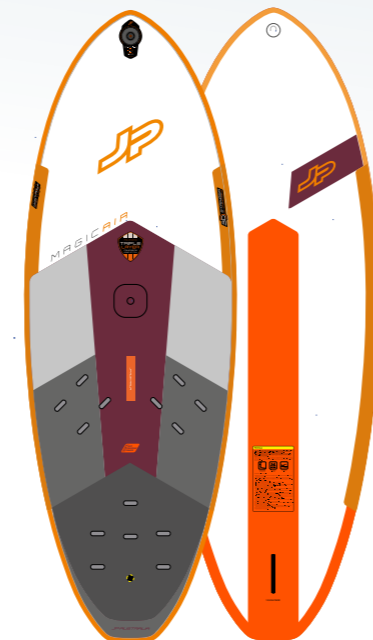
MAGIC AIR ADVANCED INFLATABLE

AIR-CUSHIONED PLANING

The small inflatable windsurf design: The dimensions of the Magic AIR resemble those of a modern freeride shape and accordingly it offers similar performance and a short-board feeling. It addresses the intermediate to advanced sailor with mainly planing on his mind. Nevertheless, it has more volume than a composite board of the same size, making it easier and more forgiving. It planes so easily considering that it's an inflatable. You'll be surprised how much fun it is to play and plane on this board. The fact that it is slightly softer than composite boards makes it a great gyber as it can give a bit in the turn, almost providing the feeling of a self-adapting rocker line.

HIGHLIGHTS

- Windsurf Inflatable Board with Carrying Handle
- Powerbox with Molded Fin and Mast Plug
- Welded Seams, 3D Stringer
- Pre-Laminated Triple Layer Composite Dropstitch
- Hard Rail, Deck and Bottom Stringers
- Comfortable, Large, Slip-Proof EVA Deck Pad
- Four Easy-To-Mount Footstraps



MODEL	WEIGHT (kg) ESTIMATIONS	VOLUME (Liter)	LENGTH (cm)	WIDTH (cm)	FINS	BOX	CODE	SRP €*
150	10,4	200	250	84	Ride 44	Powerbox	241244	tba

FREEFOILAIR INFLATABLE

UNIQUE FOIL ALLROUNDER

It unites the great riding characteristics of the popular FreeFoil with the benefits of JP's stiffest and most durable inflatable technology. The result: A true foil allrounder - performing, maneuverable and stiff on the one hand and comfortable and user friendly on the other. Additionally, you get inflatables board treats: easy transport, easy storage and the material - a soft, skin-friendly surface. A great and easy going inflatable all-round board for windsurf and wing foiling.

HIGHLIGHTS

- Inflatable Board
- Foil Board
- Wing Board
- Carry Handle in the Bottom
- Long G10 Foil Plate with Long Tracks



MODEL	WEIGHT (kg) ESTIMATIONS	VOLUME (Liter)	LENGTH (cm)	WIDTH (cm)	FINS	BOX	CODE	SRP €*
155	10,5	73	155	183	-	Foil-PB	231242	tba

VISION RIG SET KIDS & CENTRES

KIDS AND SCHOOL RIG

Balancing lightness and control, the number of battens and their position is adjusted individually to each sail size and to the range of use. The smaller sails come with only one full batten to keep the weight low, to catch light winds easily and to deliver power smoothly. The bigger the sail the more battens it has in order to increase control. The biggest one comes with four full and two short battens for a more stable profile and also have a moderately loose leech which allows the sail to perform also when the wind picks up a bit.

The Vision rig is efficient and durable with a full-Dacron® cloth with PVC window which is light, strong, UV resistant and very durable for everyday use. Thus, it qualifies for the toughest test - the use in windsurfing centres! The soft sail material provides great feedback for beginners and is very forgiving at the same time. Kids can easily hold the reduced diameter boom and the 2-colour grip helps to differentiate between port and starboard tack.

The set contains a sail, a reduced diameter boom with uphaul, a 2 piece mast and mast foot. The whole rig comes in a neat bag for easy storage and transport.



SIZE (m²)	BOOM LENGTH (cm)	BATTENS	REC. MAST	TOP FINISH	CODE	SRP €*
1	90	1	190 (Alloy)	Fixed Head	208001	449,00
1,5	107	1	220 (Alloy)	Fixed Head	208001	499,00
2	125	1	250 (Alloy)	Fixed Head	208001	549,00
2,5	140	2	280 (Fiberglass/Epoxy)	Fixed Head	208001	599,00
3,5	160	2	340 (Fiberglass/Epoxy)	Fixed Head	208001	699,00
4,5	175	3	385 (Fiberglass/Epoxy)	Fixed Head	208001	749,00
5,5	195	4	415 (Fiberglass/Epoxy)	Fixed Head	208001	849,00

MULTI WAVE SLOT BOX

In general, this style of fin design provides speed combined with control and stunning turning ability. The outline has sufficient rake and area at the tip which results in excellent grip and control in the white water, combined with good acceleration on the way out. The base width is slim for great maneuverability.



SIZE (in cm)	TECHNOLOGY	FIN BOX	CODE	SRP €*
13	RTM Carbon	SlotBox	292017	74,00
13,5	RTM Carbon	SlotBox	292017	79,00
14,5	RTM Carbon	SlotBox	292017	84,00
15,5	RTM Carbon	SlotBox	292017	89,00
16,5	RTM Carbon	SlotBox	292017	94,00

WAVE SLOT BOX

This Carbon fin features a more traditional outline. The base is wide, tapering only lightly towards the tip, thus preserving sufficient area in the swept back tip. The area provided in the short lengths makes planing and maintaining speed comparably easy. The constant and pronounced rake angle grants radical and at the same time forgiving turns and a smooth, controlled ride.



SIZE (in cm)	TECHNOLOGY	FIN BOX	CODE	SRP €*
18	RTM Carbon	SlotBox	292018	104,00
19	RTM Carbon	SlotBox	292018	109,00
20	RTM Carbon	SlotBox	292018	114,00
21	RTM Carbon	SlotBox	292018	119,00
22	RTM Carbon	SlotBox	292018	124,00

SIDE WAVE SLOT BOX

Two supplementary fins positioned on the rail help to track and guide with their main purpose being to provide additional grip in extreme turns. When railing the board up hard, the tail starts to come out of the water, for example during top turns (which then become lip slides) and also in extreme bottom turns. In these extreme situations centre or twin-fins may come out of the water but one of the Side Wave fins will still grip! These fins feature a balanced outline and a straight rake curve. They feel direct and allow radical turns. Important: The side fins and the covers are made for Slot boxes (SB).



SIZE (in cm)	TECHNOLOGY	FIN BOX	CODE	SRP €*
10	RTM	SlotBox	292021	59,00

FREESTYLE WAVE POWER BOX

The GIO fin comes with a curvy outline and a constant, smooth and swept back rake angle for good control and outstanding manoeuvrability. It is wide at the base to provide area for early planing, steadily tapering towards the tip for great control. Regarding performance, it provides a balanced mix of early planing, good drive and a secure, steady ride in control. It reflects a mix between wave and freeride fin shapes uniting the best of both worlds.



SIZE (in cm)	TECHNOLOGY	FIN BOX	CODE	SRP €*
21	GIO CNC	Power Box	292020	149,00
23	GIO CNC	Power Box	292020	159,00
25	GIO CNC	Power Box	292020	169,00
27	GIO CNC	Power Box	292020	179,00
29	GIO CNC	Power Box	292020	189,00
31	GIO CNC	Power Box	292020	199,00
33	GIO CNC	Power Box	292020	209,00

FREESTYLE POWER BOX

A short, small "new School" freestyle foil: This GIO freestyle fin absorbs a bit of extra power from the rider with less the tendency towards spinouts and thus is faster. Today, there is a trend to use bigger freestyle fins again. In return, this one comes with a slightly smaller tip with less resistance allowing for higher speeds and subsequent faster rotations in aerial and sliding moves. This fin provides a lively, very responsive feel and great maneuverability.



SIZE (in cm)	TECHNOLOGY	FIN BOX	CODE	SRP €*
17	GIO CNC	Power Box	292016	144,00
18	GIO CNC	Power Box	292016	149,00
18,5	GIO CNC	Power Box	292016	154,00
19,5	GIO CNC	Power Box	292016	159,00
20,5	GIO CNC	Power Box	292016	164,00
21,5	GIO CNC	Power Box	292016	169,00

RIDE POWER BOX & TUTTLE BOX

The transfer of the WAVE fin concept into the FREESTYLE WAVE line was so successful that we took it to the freeride segment. The new outline in combination with the thinner profile results in less drag and consequently more speed and better top end control. The new fins develop an enormous amount of lift and push the rider onto the plane instantly. These fins make the boards feel more responsive and improve their maneuverability. Every advanced freerider can tune up his boards with these new fins, making them faster and more maneuverable in all conditions!



SIZE (in cm)	TECHNOLOGY	FIN BOX	CODE	SRP €*
32	GIO CNC	Power Box	292012	189,00
34	GIO CNC	Power Box	292012	199,00
36	GIO CNC	Power Box	292012	209,00
38	GIO CNC	Power Box	292012	219,00
40	GIO CNC	Power Box	292012	229,00
44	GIO CNC	Power Box	292012	249,00
48	GIO CNC	Power Box	292012	269,00
52	GIO CNC	Power Box	292012	289,00
32	WL	Power Box	292013	139,00
36	WL	Power Box	292013	149,00
38	WL	Power Box	292013	154,00
40	WL	Power Box	292013	159,00
44	WL	Power Box	292013	169,00
48	WL	Power Box	292013	179,00
52	WL	Power Box	292013	189,00
32	WL	Tuttle Box	292015	149,00
34	WL	Tuttle Box	292015	154,00
38	WL	Tuttle Box	292015	159,00
40	WL	Tuttle Box	292015	164,00
42	WL	Tuttle Box	292015	169,00
46	WL	Tuttle Box	292015	179,00

RTM=Resin Transfer Molded

SUPER LIGHTWIND CARBON DEEP TUTTLE BOX

This design is positioned in between a Slalom and Formula fin. Wide base and parallel tip for maximum efficiency in light wind. Top speed is guaranteed because of the thin profile which only the molded technology allows us to use. Special layup makes the fin perform in a way that means we can take advantage of the foiling effect (known from formula fins) and controlled twist for comfortable high speed runs. This fin is the ideal tool for the SLW boards.



SIZE (in cm)	TECHNOLOGY	FIN BOX	CODE	SRP €*
56	Carbon	Deep Tuttle Box	242060	229,00
60	Carbon	Deep Tuttle Box	242060	239,00

SPEED TUTTLE BOX

Designed for top speed on a reach. The profile thickness and the profile length (cord length) are kept at their minimum, resulting in least drag and optimum downwind speed. With good twist they provide excellent control at top speed. The profile with the wide point slightly further back produces less drag and creates even lift throughout the whole wind range. The constant twist and flex makes the fin very predictable and provides amazing control and top speed without lifting the nose off the water.



SIZE (in cm)	TECHNOLOGY	FIN BOX	CODE	SRP €*
24	G10 CNC	Tuttle Box	242061	139,00
26	G10 CNC	Tuttle Box	242061	149,00
28	G10 CNC	Tuttle Box	242061	159,00

SLALOM TUTTLE BOX

Designed for top speed on all tracks. The profile thickness and the cord length are reduced to the minimum, resulting in low drag and great performance. The fins reach high speeds easily and provide tons of control when overpowered. The widest point is quite far back on the profile producing minimum drag and creating consistent lift throughout the whole wind range. The constant twist and flex make the fin predictable, providing amazing control and top speed without lifting the nose off the water.



SIZE (in cm)	TECHNOLOGY	FIN BOX	CODE	SRP €*
30	G10 CNC	Tuttle Box	242072	159,00
32	G10 CNC	Tuttle Box	242072	169,00
34	G10 CNC	Tuttle Box	242072	179,00
36	G10 CNC	Tuttle Box	242072	189,00
38	G10 CNC	Tuttle Box	242072	199,00
40	G10 CNC	Tuttle Box	242072	209,00
42	G10 CNC	Tuttle Box	242072	219,00
44	G10 CNC	Tuttle Box	242072	229,00
46	G10 CNC	Tuttle Box	242072	239,00
48	G10 CNC	Tuttle Box	242072	249,00
50	G10 CNC	Tuttle Box	242072	259,00
52	G10 CNC	Deep Tuttle Box	242072	299,00

FUN PA POWERBOX

Low-cost beginner fin.

SIZE (in cm)	TECHNOLOGY	FIN BOX	CODE	SRP €*
34	Polyamid (PA)	Powerbox	242062	39,00

WEED (SEAWEED FINS) SLOT & POWER & TUTTLE BOX

The right rake angle is the key to this design: Seaweed, plastic bags etc. simply slip past. Additionally, the rake angle ensures smooth entry into turns. The material, the slim profile and the efficient shape make them very fast designs. Their areas are quite large, offering enough lift for easy planing. The Weed Slalom fins have an even slimmer profile to reduce their resistance and increase their performance. Also note the enormous length and area of these fins - there are not many weed fins that big available on the market!



SIZE (in cm)	TECHNOLOGY	FIN BOX	CODE	SRP €*
Twinser Wave 16	G10 CNC	Slot Box	262016	109,00
Twinser Wave 18	G10 CNC	Slot Box	262016	119,00
Wave 21	G10 CNC	Slot Box	262017	149,00
Wave 23	G10 CNC	Slot Box	262017	159,00
Wave 26	G10 CNC	Slot Box	262017	169,00
Wave 21	G10 CNC	Power Box	242066	149,00
Wave 23	G10 CNC	Power Box	242066	159,00
Wave 26	G10 CNC	Power Box	242066	169,00
Freestyle 15	G10 CNC	Power Box	262018	139,00
Freestyle 17	G10 CNC	Power Box	262018	149,00
Freeride 31	G10 CNC	Power Box	272030	199,00
Freeride 33	G10 CNC	Power Box	272030	209,00
Freeride 36	G10 CNC	Power Box	272030	219,00
Freeride 31	G10 CNC	Tuttle Box	272031	199,00
Freeride 33	G10 CNC	Tuttle Box	272031	209,00
Freeride 36	G10 CNC	Tuttle Box	272031	219,00
Slalom 42	G10 CNC	Power Box	242069	299,00
Slalom 42	G10 CNC	Tuttle Box	242070	309,00
Slalom 50	G10 CNC	Deep Tuttle Box	242071	339,00

FOOTSTRAPS



MODEL	SIZE	CODE	SRP €*
Footstrap Black/Blue	Single Plug including 2 T30 screws	202033	25,00
Footstrap Black/Blue	Double Plug including 4 T30 screws	202034	27,00
Footstrap Black - AIR	for WingAir, FreefoilAir, MagicAir, FunstAir	202030	19,00
Footstrap Screw Torx T30	M7x28	245024	1,10

UNIVERSAL NOSE PROTECTOR

SIZE	CODE	SRP €*
one size	203031	99,00



WINGBOARD RANGE

CHOOSE THE RIGHT BOARD



NEW

S-WINGER
PRO

33l | 44l

**HIGH-WIND
& WAVE TOY**

The S-Winger board line is designed to excel in a diverse range of foil riding disciplines, including wingfoiling in waves, pure prone foiling, tow-foiling, and high-wind wingfoiling.



NEW

F-WINGER
PRO

55l | 66l | 77l

**BE FREE ON
THE WATER!**

The ultimate freedom, catering to both adrenaline-packed freestyle maneuvers and the exhilarating sensation of soaring freely above the water. Its versatility covers a wide range of riding styles, making it an all-in-one choice for adventurous riders.



NEW

R-WINGER
PRO

65l | 80l | 95l

**LIGHT WIND, EARLY
TAKE-OFF & A DEDICATED
PERFORMANCE WING
BOARD**

An evolution for light wind or small-foil wing foiling enthusiasts. These boards are specifically designed to enhance the wing foiling experience. Whether it is full on racing, blasting by your stunned windsurfing and kitesurfing buddies, or just enjoying the cruise in the lightest wind possible, the R-Winger has you covered. Improved pumping efficiency and more comfortable foot switches, making it the ideal choice for maximizing the fun and performance in this fast-evolving sport.



NEW

X-WINGER
PRO & IPR

88l | 99l | 111l
122l | 133l | 144l

**THE ALLROUND
MACHINE!**

Suitable for various disciplines, including freeride, freestyle, wave riding, and easy cruising. Its versatility allows riders to excel in different scenarios, from thrilling tricks to leisurely rides on the water.



INFLATABLE

WINGAIR
SE

100l | 110l | 130l

**COMPACT,
COMFORTABLE
& SUPER USER
FRIENDLY**

The WingAir, JPs pure wing foil inflatable, offers a user-friendly and versatile experience. Its compact design, welded and superior construction ensure stability during foil riding while maintaining the convenience of inflatables for easy transport and comfortable sessions.



WS OPTION

X-FOIL
IPR

158l

**ADAPTABILITY
FOR ALL SKILL
LEVELS**

The X-Foil is a versatile machine designed for disciplines like wing foiling, downwind SUP foiling, and windsurf foiling. Whether you're a total foil beginner or an advanced rider, the board's adaptability with various foot-strap positions ensures the needs of all skill levels, offering a smooth progression in these foiling sports.



WS OPTION

FOIL SLATE
IPR

112l | 128l | 148l

**THE ALL-IN-ONE
SOLUTION**

This exceptional board caters to a wide range of activities, including SUP foil, SUP surf, SUP downwind foil, wing foil, windsurf foil, SUP surfing, SUP, windsurfing and more. It's the go-to board for those who want an all-in-one solution to explore various water sports disciplines.



NEW SHAPES

The following boards feature a brand new shape:

- » X-Winger PRO & IPR
- » F-Winger PRO
- » S-Winger PRO
- » R-Winger PRO



CARRYING HANDLE


The handle at the bottom of the board supports easy equipment carrying!

- » The R-Winger does not feature a carrying handle for cleaner takeoffs!



PULLED-IN NOSE

For instant recovery after touchdown and reduced drag while flying through the air. The narrower nose contributes to a lighter feel and a more agile ride.



LONG FOIL TRACKS – FOR A LARGE TUNING RANGE

The strength of our track boxes is unmatched. Full deck-to-bottom PU blocks with multiple reinforcements cover our signature long US tracks, providing superior leverage against any forces exerted by a foil.



MAXIMUM PLANING SURFACE

The X-Winger, F-Winger, and R-Winger feature a unique rail shape. The sharp rails increase the planing surface and thus simplify the take-off.



CONCAVE DECK SHAPE

Concave deck shape in the standing area provides a more direct feeling and enhances control in the air.



LARGE TAIL CUT-OUTS R-WINGER & X-WINGER

Reduced area in the tail makes pumping easier and accelerates take-off. The cut-outs also allow us to keep the tail width wider for stability when floating without interfering with the pumping motion.







X-WINGER PRO & IPR

SMOOTH, PASSIVE TAKE-OFFS AND EFFORTLESS TOUCHDOWN RECOVERY

Our all-new X-Winger boards feature many new shape details which make them more versatile and agile with a better and smoother overall handling. They are longer and narrower compared to their predecessors. Most importantly they are much more efficient and superior in all aspects supporting the performance of the foil. The longer, narrower hull and the subtle nose rocker provide a better glide for a quicker acceleration and a smooth, passive take-off into flight mode. The clearly defined rail tuck line helps in transferring the lift created by the bottom surface into a crisp water release and an effortless take-off. These shape features work together improving additional characteristics: On occasional touchdowns the board bounces off the water surface gently and smoothly without losing speed. Also helping on touchdowns is the pulled-in nose outline that at the same time reduces the swing weight and improves the airflow. To compensate for the lower volume of the pulled-in nose outline, we added slightly more thickness in this area. Still, the narrower nose results in a lighter feel and a more agile ride. The slightly concave standing area provides a more direct feel over the foil. One of the new features is the higher tail rocker. Once in the air, this additional bottom curve lifts the nose resulting in a better flight position of the board. This creates more clearance when flying so you can push harder on the foil when going upwind without a concern that the board might catch some chop. On top of that, it creates more pop for jumps and provides a more comfortable stance. The new X-Wingers also feature unique tail cut-outs. They reduce the wetted surface in the tail area allowing for a more efficient take-off as well as a quick recovery from a touch-down. You also can rail the board up harder during turns without the tail catching.



NEW

X-WINGER PRO

Construction:

The boards feature long track boxes providing a big tuning range for the foil. The tracks are embedded in high-density blocks running all the way from deck to bottom and creating an extremely stable construction. Additionally, the PRO boards come with full high density PVC sandwich, deck and bottom offering an unmatched ratio of stiffness and low weight in connection with the Innegra rail reinforcement.

HIGHLIGHTS

- Defined innegra rail tuck line
- Longer, narrower hull and flat nose rocker
- Pulled-in nose outline
- Unique and higher tail cut-outs
- Long track boxes for big tuning range
- Full high density PVC sandwich, deck and bottom
- Concave standing area
- Maximum planing surface for early planing



FOIL ONLY

VOLUME (liter)	TECHNOLOGY	WEIGHT +/- 6% (kg)	WIDTH (cm)	LENGTH (cm)	THICKNESS (cm)	SIZE (inch)	BOX (Foil use only)	CODE	SRP €*
88	PRO	6,2	64	153	12,2	5'0" x 25"	2 long tracks	241114	1.849,00
99	PRO	6,6	66	158	12,5	5'2" x 26"	2 long tracks	241114	1.849,00
111	PRO	7	69	171	12,5	5'7" x 27"	2 long tracks	241114	1.899,00
122	PRO	7,6	71	186	12,5	6'1" x 28"	2 long tracks	241114	1.899,00
133	PRO	8	74	191	12,5	6'3" x 29"	2 long tracks	241114	1.949,00
144	PRO	8,4	76	198	12,7	6'6" x 30"	2 long tracks	241114	1.949,00

NEW

X-WINGER IPR

Construction:

The boards feature long track boxes providing a big tuning range for the foil. The tracks are embedded in high-density blocks running all the way from deck to bottom and creating an extremely stable construction. The IPR boards come with a strong epoxy, fiberglass-wood sandwich construction, featuring a full Innegra Parabolic Rail.

HIGHLIGHTS

- Longer, narrower hull and subtle nose rocker
- Pulled-in nose outline
- Unique and higher tail cut-outs
- Long track boxes for big tuning range
- Concave standing area
- Maximum planing surface for early planing



FOIL ONLY

VOLUME (liter)	TECHNOLOGY	WEIGHT +/- 6% (kg)	WIDTH (cm)	LENGTH (cm)	THICKNESS (cm)	SIZE (inch)	BOX (Foil use only)	CODE	SRP €*
88	IPR	7,1	64	153	12,2	5'0" x 25"	2 long tracks	241114	1.299,00
99	IPR	7,6	66	158	12,5	5'2" x 26"	2 long tracks	241114	1.299,00
111	IPR	8,1	69	171	12,5	5'7" x 27"	2 long tracks	241114	1.349,00
122	IPR	8,8	71	186	12,5	6'1" x 28"	2 long tracks	241114	1.349,00
133	IPR	9,3	74	191	12,5	6'3" x 29"	2 long tracks	241114	1.399,00
144	IPR	9,8	76	198	12,7	6'6" x 30"	2 long tracks	241114	1.399,00

NEW

F-WINGER PRO

THE **F** STANDS FOR **FREE!**
FREESTYLE AND FREERIDE

As free as you can be... whether you're into crazy freestyle moves or pure free flying above the surface, this board has it all. Compared to our first X-Wingers, these new shapes feature slightly longer, narrower outlines and smoother rocker lines to enhance early take-off. The nose outline is pulled-in for low swing weight and better airflow.

To compensate for the lower volume of the pulled-in nose outline, we added slightly more thickness in this area. The slightly concave standing area provides a direct feel over the foil. The new bottom tail rocker line has been pulled up slightly to keep the nose of the board higher when flying. This is essential to allow more room to generate pop for jumps and to prevent the board from catching any chop when going flat-out or pushing hard upwind.

Long tracks with full deck-to-bottom foam blocks offer an extremely strong board to foil connection as well as a wide tuning range.

Full deck and bottom PVC sandwich with Innegra rails and brushed paint finish offer the ultimate strength to weight ratio.

Advanced technical design features and an intricate attention to detail in construction result in an incredible combo for all kinds of freeride foiling.

FOIL ONLY

HIGHLIGHTS

- Shallow concaves
- Maximum planing surface for early planing
- Pulled up bottom tail rocker line
- Long tracks with full deck to bottom foam blocks for plate mount foils
- Full deck and bottom PVC sandwich with innegra rails



VOLUME (liter)	TECHNOLOGY	WEIGHT +/- 6% (kg)	WIDTH (cm)	LENGTH (cm)	THICKNESS (cm)	SIZE (inch)	BOX (Foil use only)	CODE	SRP €*
55	PRO	5,1	56	137	9,4	4'6" x 22"	2 long tracks	241112	1.799,00
66	PRO	5,5	58	140	10,6	4'7" x 23"	2 long tracks	241112	1.799,00
77	PRO	5,9	61	145	11,1	4'9" x 24"	2 long tracks	241112	1.799,00



FREESTYLE & FREERIDE

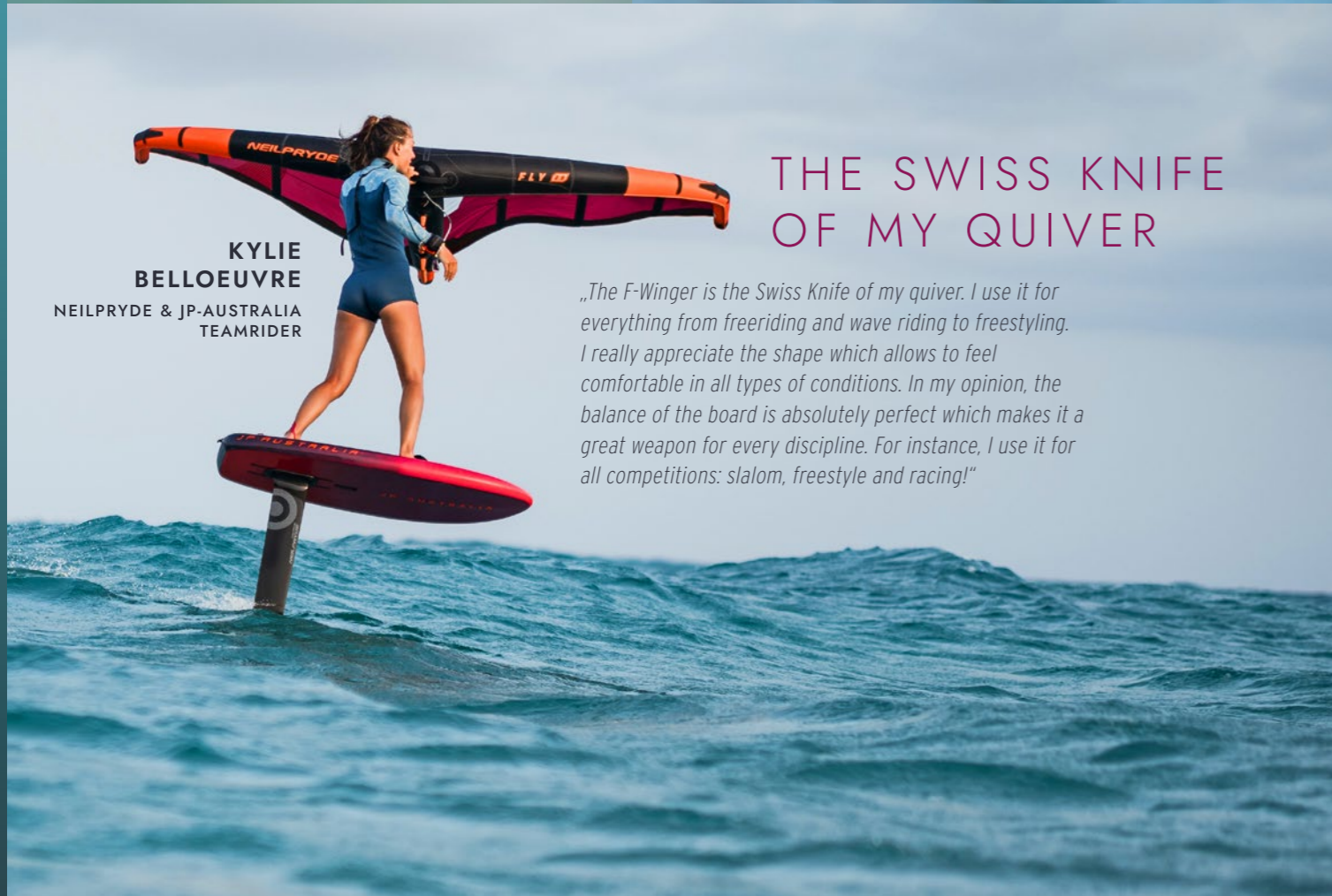


FOR REALLY TIGHT AND RADICAL TURNS

„The S-Winger was designed with wave riding in mind, and it really does the job well! Its narrow outline allows for really tight and radical turns, while the shape of the deck makes you feel really connected to the foil! The very smooth rocker line makes these small boards surprisingly easy to get on to flight and it also helps to re-pop after airs and jumps!“




VINNICIUS MARTINS
NEILPRYDE & JP-AUSTRALIA TEAMRIDER



KYLIE BELLOEUVRE
NEILPRYDE & JP-AUSTRALIA TEAMRIDER

THE SWISS KNIFE OF MY QUIVER

„The F-Winger is the Swiss Knife of my quiver. I use it for everything from freeriding and wave riding to freestyling. I really appreciate the shape which allows to feel comfortable in all types of conditions. In my opinion, the balance of the board is absolutely perfect which makes it a great weapon for every discipline. For instance, I use it for all competitions: slalom, freestyle and racing!“





SURF



NEW

S-WINGER PRO

THE S STANDS FOR SURF!
S-WINGER AKA. SOUL SURFER

This board line was developed for wingfoiling in waves, pure prone foiling, tow-foiling and highwind wingfoiling. Light weight, chined rails and pulled-in tails and noses make these boards excel in tight radius turns and provide an extremely responsive connection to the foil.

The smooth rocker line enhances easy take-off and forgiving touchdowns. Long tracks with full deck-to-bottom foam blocks offer an extremely strong board to foil connection as well as a wide tuning range.

Full deck and bottom PVC sandwich with Innegra rails and brushed paint finish offer the ultimate strength to weight ratio.

Advanced technical design features and an intricate attention to detail in construction result in an incredible combo for all kinds of foiling in waves.

HIGHLIGHTS

- Full beveled rails for maximum control in hard turns
- Pulled-in tail and nose
- Smooth rocker line
- Long tracks with full deck-to-bottom foam blocks
- Full deck to bottom PVC Sandwich with innegra rails
- Shallow concaves

FOIL ONLY



VOLUME (liter)	TECHNOLOGY	WEIGHT +/- 6% (kg)	WIDTH (cm)	LENGTH (cm)	THICKNESS (cm)	SIZE (inch)	BOX (Foil use only)	CODE	SRP €*
33	PRO	4,3	51	132	7,1	4'4" x 20"	2 long tracks	241110	1.699,00
44	PRO	4,8	53	135	8,8	4'5" x 21"	2 long tracks	241110	1.699,00

NEW

R-WINGER PRO

THE R STANDS FOR RACE & REAL LIGHTWIND RELEASE, RISE, RACE!

Our all-new 2024 R-Winger range is the next logical progression for light wind or small-foil Wing foiling. As this new and exciting sport of ours continues to develop at a fast pace, we decided to shift into the new gear. We can well see the early take-off benefits of the very long and narrow Downwind SUP foil boards. While the take-offs are instant, for true wing foiling the fun is compromised right after the take-off. The boards are too long which makes pumping more difficult and too narrow for comfortable foot switches. That is why we developed the full line of narrower and longer, but dedicated wing boards, the R-Wingers.

Everything about this range is focused on generating ground speed for quick take-offs and even quicker touchdown recovery. We made the tuck line fully sharp all around for an instant release. The smooth scoop rocker, the long and narrow outline and the extensive tail cut-outs work in sync to minimize drag and get you into flight with the smallest foil possible. The slightly raised tail rocker makes it possible to push harder on the foil for better upwind angle and faster top speed. The nose deck shape is very aerodynamic for minimal drag even in super strong winds.

The boards are made in the high-end CNC custom line at Cobra with full PVC sandwich, deck and bottom. We took out the carrying handle for cleaner take-off surface and further weight saving.

These features of the R-Winger define what a modern race wing board, or a light wind board needs to be. Whether it is full on world-tour racing, blasting by your stunned windsurfing and kitesurfing buddies, or just enjoying the cruise in the lightest wind possible the R-Winger has you covered!

FOIL ONLY

HIGHLIGHTS

- Tuck line fully sharp all around for an instant release
- Smooth scoop rocker
- Extensive tail cut-outs
- Slightly raised tail rocker
- No carrying handle for cleaner take-offs
- Maximum planing surface for early planing



VOLUME (liter)	TECHNOLOGY	WEIGHT +/- 6% (kg)	WIDTH (cm)	LENGTH (cm)	THICKNESS (cm)	SIZE (inch)	BOX (Foil use only)	CODE	SRP €*
65	PRO	4,61	53	152	11,2	5'0" x 21"	2 long tracks	241116	1.899,00
80	PRO	5,24	56	165	11,8	5'5" x 22"	2 long tracks	241116	1.949,00
95	PRO	5,79	58	183	12,2	6'0" x 23"	2 long tracks	241116	1.999,00



RACE & REAL LIGHTWIND



X-FOIL IPR

EXTRA SPECIAL FOIL SHAPE

The X-Foil is a specialized wing foiling, downwind SUP foiling and windsurf foiling machine! Short, wide and thick shape for generous flotation and instant reaction to pumping..

Available in our IPR technology which means, the Innegra Parabolic Rail works as a stringer around the whole shape, adding extra stiffness to the board. Using this version of the X-Foil range you get the best cost/benefit ratio.

CONSTRUCTION

Innegra Parabolic Rails (IPR) work like a stringer around the whole shape

Concave deck shape

Bevelled rails & tail kick pad

Offered footstrap positions cover all needs of wing and SUP foiling

Strapless for windsurf foiling



VOLUME (liter)	TECHNOLOGY	WEIGHT +/- 10 % (kg)	WIDTH (cm)	LENGTH (cm)	THICKNESS (cm)	SIZE (inch)	BOX	CODE	SRP €*
158	IPR	10,3	79	213,5	10,3	6'10" x 31"	2 long tracks	241118	1.499,00

FOIL SLATE IPR

LIGHTNING FAST AND FLYING HIGH

The Foil Slate is a top choice of the riders and the most flexible board in the market at the same time! Werner Gnigler created this great shape for those who wanted to have an all-in-one water sports board. Please note: SUP Foil, SUP Surf Foil, SUP Downwind Foil, Wing Foil, Windsurf Foil, SUP Surf, SUP, Wing Surf and who knows what else can be tried with the Foil Slate!

The Foil Slate is available in our IPR technology which means, the Innegra Parabolic Rail works as a stringer around the whole shape, adding extra stiffness to the board. Using this version of the Foil Slate range you get the best cost/benefit ratio.

HIGHLIGHTS

Awarded as „SUP Paddlesports of the Year 2020“ Product

Stable, fast, reactive

Bottom shape features a V entry that flows into a deep single concave ending with a subtle V

Two long US track boxes

Traditional 3 finbox set for Stand-Up-Paddling



VOLUME (liter)	TECHNOLOGY	WEIGHT +/- 10 % (kg)	WIDTH (cm)	LENGTH (cm)	THICKNESS (cm)	SIZE (inch)	BOX (Foil use only)	CODE	SRP €*
112	IPR	8,5	74	236	11,1	7'8" x 29"	2 long tracks + 3x FCS	221105	1.499,00
128	IPR	9,6	76	249	11,3	8'2" x 30"	2 long tracks + 3x FCS	221105	1.549,00
145	IPR	10,2	79	269	11,5	8'10" x 31"	2 long tracks + 3x FCS	221105	1.599,00

WINGAIR SE INFLATABLE

PURE WING FOILING

Our pure wing foil inflatable. The compact hull with welded seams and JP's superior construction provide a stiff feel when flying on the foil. It is super user-friendly as it features all main advantages of inflatables: comfortable and smooth on your skin and knees, light and small for easy transport and storage. With a foil underneath it is extremely important to have a board, which is capable to stand all pressure and loads while foiling and jumping. With welded seams, JP makes sure that the WingAir is safely processed for being on the water. The G10 Plate with handle is right underneath your feet at the stress point, which concludes in reactivity and stiffness.

INCLUDED: Comfortable backpack with wheels, double action pump with wing adapter, repair kit, 3x foot strap

Please note:

WingAIR Foil Screws (Code: 271142) are required for mounting the foil onto the G10 plate.

HIGHLIGHTS

Welded Seams

Triple Layer Composite Drop Stitch

Tail Rail Edge


G10 Plate



VOLUME (liter)	TECHNOLOGY	WEIGHT +/- 10 % (kg)	WIDTH (cm)	LENGTH (cm)	THICKNESS (cm)	SIZE (inch)	BOX (Foil use only)	CODE	SRP €*
100	SE	7,2	67	152	12,7	5'0" x 26.5"	G10 plate with	221151	949,00
110	SE	7,7	70	165	12,7	5'4" x 27.5"	2 long tracks	221151	999,00
130	SE	8,4	72	183	12,7	6'0" x 28.5"	and handle	221151	1.049,00



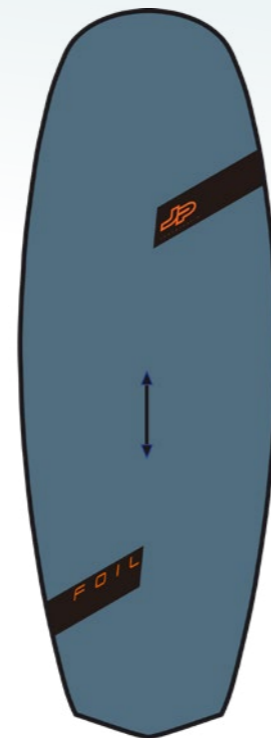
**JP BOARDBAG
LIGHT SUP X-BAG**



SIZE	CODE	SRP €*
S	273067	109,00
M	273067	119,00
L	273067	129,00



**JP BOARDBAG
LIGHT SUP FOIL SLATE**



SIZE	CODE	SRP €*
S	273066	134,00
M	273066	139,00
L	273066	144,00



*All prices in Euro incl. VAT, subject to modifications. Attention is drawn to the general payment and delivery conditions.





SUP

BOARDS & PADDLE

HOW TO CHOOSE THE PERFECT BOARD

JP SUP INFLATABLE RANGE



ALLROUNDAIR
LC | LE3DS | LE | SL

ALL-ROUND – FOR ALL

The AllroundAir was created to cover the widest range of average paddler's needs.

- ✓ the recommendation for the first contact with stand up paddling
- ✓ from absolute beginners to those taking white water runs
- ✓ from amateur surfers to yoga enthusiasts



CRUISAIR
LC | LE3DS | LE | SL

CRUISING, TOURING & FITNESS

The CruisAir is the perfect design for your everyday paddle, touring and fitness.

- ✓ for the more advanced paddler
- ✓ combines stability with speed
- ✓ excellent daily use board for different levels of riders



SPORTSTAIR
CR

FAST & STIFF

With this board, it is finally possible to reach high-performance and pack it into a compact bag!

- ✓ narrow outline, pointy nose, great gliding and stiffness
- ✓ best performance
- ✓ lighter, stronger and stiffer due to new reinforced construction

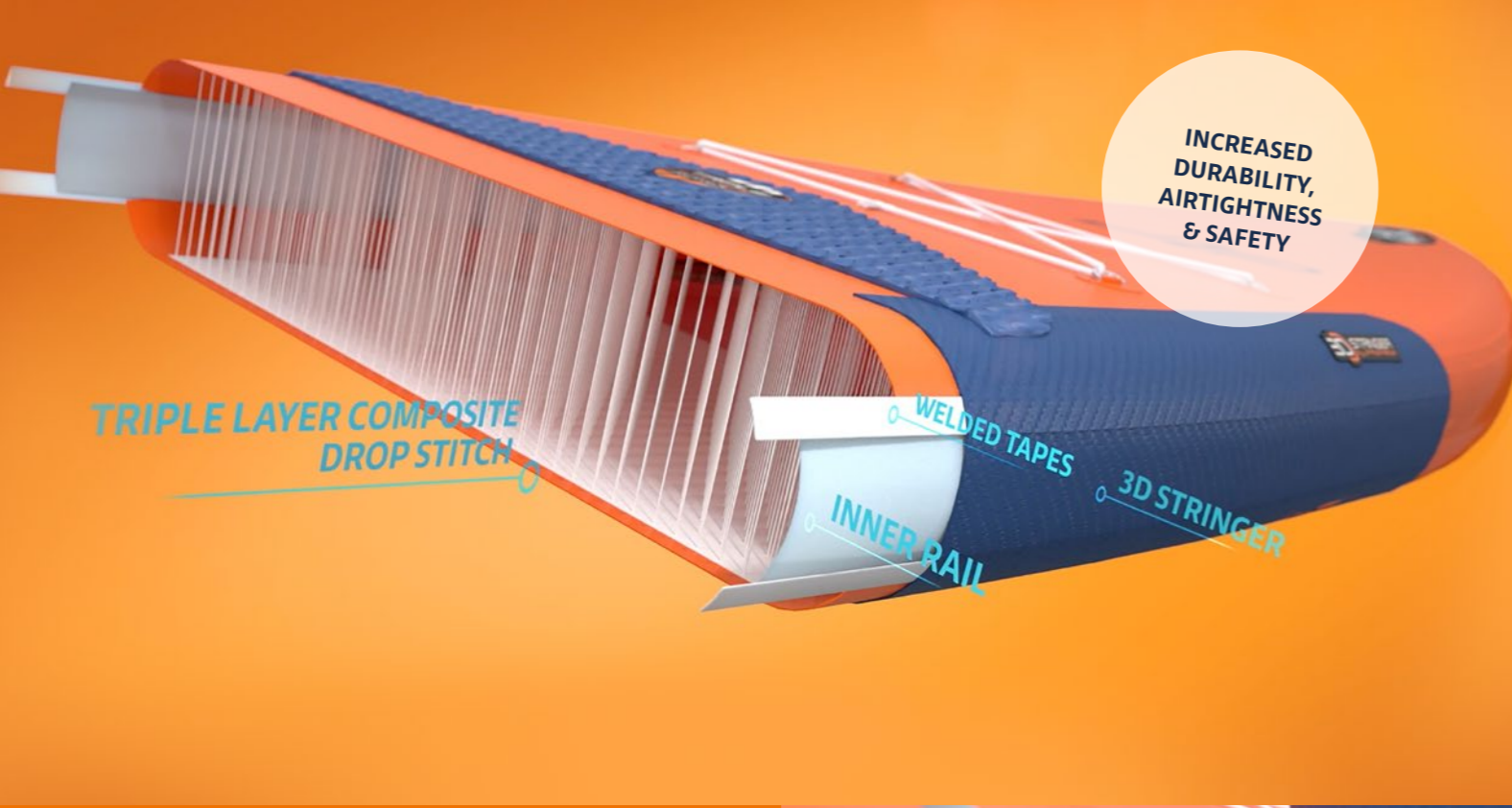


VENUS
LE

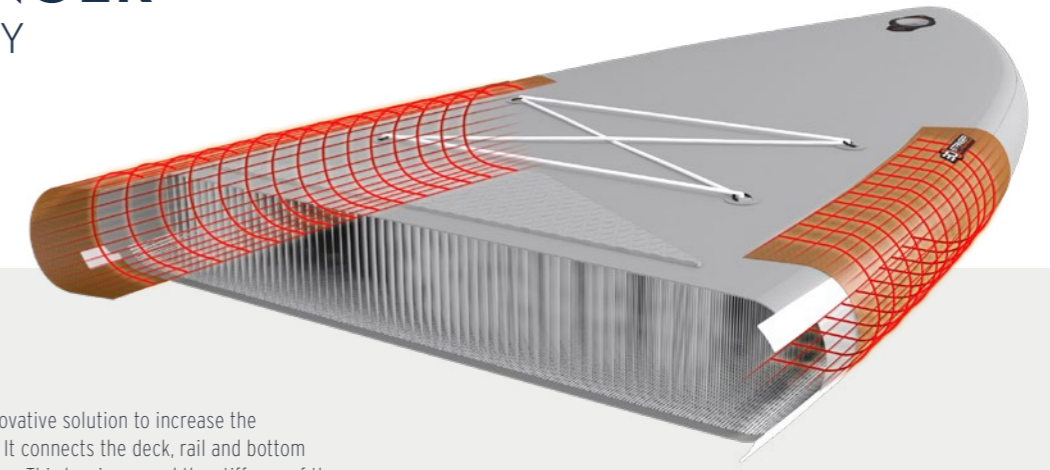
GIRL POWER

The two popular sizes from our AllroundAir and CruisAir ranges adapted in shape and design.

- ✓ beautiful and exciting color combination
- ✓ adapted specs to fit the girls' needs
- ✓ perfect for cruising, touring, fitness and yoga



3D STRINGER TECHNOLOGY



INCREASED STIFFNESS!

The 3D Stringer is the most innovative solution to increase the stiffness of an inflatable board. It connects the deck, rail and bottom into one strong and solid U-beam. This has increased the stiffness of the boards up to 30%. Furthermore, the 3D Stringer increased the glued overlap surface in the high-stress standing area, increasing the safety of the boards.



WELDED SEAM TECHNOLOGY



JP-Australia developed the Welded Seam Technology to increase the durability and airtightness of our inflatable boards. The connection between the rail and the drop stitch material is hot-air welded thus creating a very strong mechanical joint that turns these two parts into one. By fusing two different layers together into one part, the welding process makes the board safer and more durable.

THE WELDING PROCESS

- » The first rail layer and the welded tapes are hot-air welded to the drop stitch fabric to ensure a long-lasting mechanical bond.
- » This creates a very strong mechanical joint which turns the rail, the tapes and the drop stitch material into one part.



	NEW SUPERIOR EDITION CR	NEW SUPERIOR EDITION LC	LIGHT EDITION WITH 3D STRINGER LE 3DS	LIGHT EDITION LE	SUPERLIGHT SL
PVC LAYER CONSTRUCTION	Reinforced Woven Dropstitch	Woven Dropstitch	Double Layer Drop Stitch	Double Layer Drop Stitch	Double Layer Drop Stitch
WELDED SEAMS	×	×	×	×	
3D STRINGER FOR INCREASED STIFFNESS			×		
STIFFNESS	●●●●●●	●●●●●●	●●●●●●	●●●●●●	●●●●●●
WEIGHT	■ ■ ■ ■	■ ■ ■ ■	■ ■ ■ ■	■ ■ ■ ■	■ ■ ■ ■
BUDGET	€ € € €	€ € €	€ € €	€ €	€



NEW

ALLROUNDAIR LC

ALL-ROUND – FOR ALL

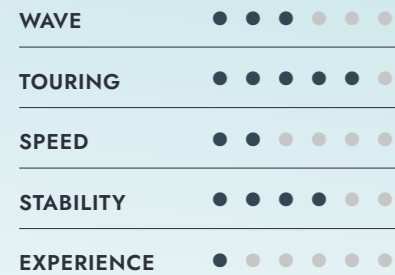
The AllroundAir was created to cover the widest range of average paddler's needs: from absolute beginners to those taking white water runs; from amateur surfers to yoga enthusiasts.

NEW TECHNOLOGY:

The new woven dropstitch technology for lighter, stronger and stiffer paddleboards. The woven yarns in the dropstitch give the board its shape and are less flexible than the traditional knitted dropstitch, which gives the board more strength and stiffness. The weight loss is possible due to reduced yarn threads in the woven technology.

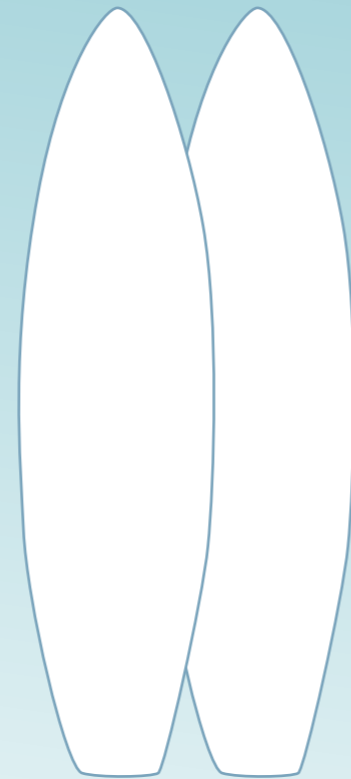
INCLUDED:

Comfortable backpack with extra finbag, double action pump, repair kit, 9" fin



CONSTRUCTION

- Welded Seams
- Woven Drop Stitch
- Tail Rail Edge
- Comfortable Diamond EVA Pad
- Bungee Straps



SIZE (inch)	TECHNOLOGY	WEIGHT +/- 10 % (kg)	WIDTH (cm)	VOLUME (liter)	LENGTH (cm)	THICKNESS (cm)	FINS	CODE	SRP €*
10'6" x 32" x 6"	LC	tba	81	318	319	15,2	9.0" IM	221129	tba
11'0" x 33" x 6"	LC	tba	84	339	335	15,2	9.0" IM	221129	tba

ALLROUNDAIR LE 3DS

ALL-ROUND – FOR ALL

The AllroundAir was created to cover the widest range of average paddler's needs: from absolute beginners to those taking white water runs; from amateur surfers to yoga enthusiasts.

The pre-laminated double layer Light Edition construction is the ultimate in lightweight inflatable construction. The added 3D Stringer is the most innovative solution to increase the stiffness of an inflatable board.

INCLUDED: Comfortable backpack with extra finbag, double action pump, repair kit, 9" fin



CONSTRUCTION

- Welded Seams
- 3D Stringer
- Double Layer Drop Stitch
- Tail Rail Edge



SIZE (inch)	TECHNOLOGY	WEIGHT +/- 10 % (kg)	WIDTH (cm)	VOLUME (liter)	LENGTH (cm)	THICKNESS (cm)	FINS	CODE	SRP €*
10'6" x 32" x 6"	LE 3DS	8,4	81	318	319	15,2	9.0" IM	221131	649,00
11'0" x 33" x 6"	LE 3DS	8,8	84	339	335	15,2	9.0" IM	221131	749,00
10'6" x 32" x 5"	LE 3DS	8,2	81	256	319	12,7	9.0" IM	221132	649,00

ALLROUNDAIR LE

ALL-ROUND – FOR ALL

The AllroundAir was created to cover the widest range of average paddler's needs: from absolute beginners to those taking white water runs; from amateur surfers to yoga enthusiasts.

The pre-laminated double layer Light Edition construction is the ultimate in lightweight inflatable construction. The machine-pre-laminated two layers of airtight PVC create a durable shell of accurate thickness.

INCLUDED: Comfortable backpack with extra finbag, double action pump, repair kit, 9" fin



CONSTRUCTION

- Welded Seams
- Double Layer Drop Stitch
- Comfortable Diamond EVA Pad
- Bungee Straps



SIZE (inch)	TECHNOLOGY	WEIGHT +/- 10 % (kg)	WIDTH (cm)	VOLUME (liter)	LENGTH (cm)	THICKNESS (cm)	FINS	CODE	SRP €*
10'6" x 32" x 6"	LE	8,0	81	318	319	15,2	9.0" IM	221133	499,00
11'0" x 33" x 6"	LE	8,5	84	339	335	15,2	9.0" IM	221133	549,00

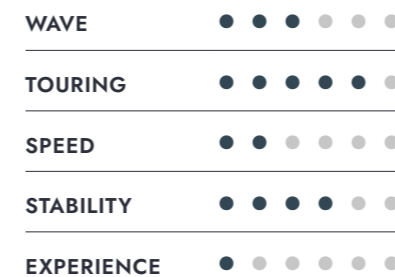
ALLROUNDAIR SL

ALL-ROUND – FOR ALL

The AllroundAir was created to cover the widest range of average paddler's needs: from absolute beginners to those taking white water runs; from amateur surfers to yoga enthusiasts.

The SuperLight is the most economical solution for those who are getting into Stand-Up Paddling. More stability for the beginners, more comfort for the families!

INCLUDED: Comfortable backpack, double action pump, repair kit, 9" fin



CONSTRUCTION

- Double Layer Drop Stitch
- Comfortable Diamond EVA Pad
- Bungee Straps



SIZE (inch)	TECHNOLOGY	WEIGHT +/- 10 % (kg)	WIDTH (cm)	VOLUME (liter)	LENGTH (cm)	THICKNESS (cm)	FINS	CODE	SRP €*
10'6" x 32" x 6"	SL	7,8	81	318	319	15,2	9.0" IM	221134	369,00
11'0" x 33" x 6"	SL	8,2	84	339	335	15,2	9.0" IM	221134	389,00

NEW

CRUISAIR LC

CRUISING, TOURING & FITNESS

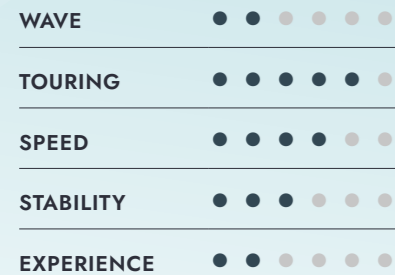
The CruisAir is the perfect design for your everyday paddle, touring and fitness. The balanced shape outline with a wider tail and narrower outline combines stability with speed. It is an excellent daily use board for different levels of riders.

NEW TECHNOLOGY:

The new woven dropstitch technology for lighter, stronger and stiffer paddleboards. The woven yarns in the dropstitch give the board its shape and are less flexible than the traditional knitted dropstitch, which gives the board more strength and stiffness. The weight loss is possible due to reduced yarn threads in the woven technology.

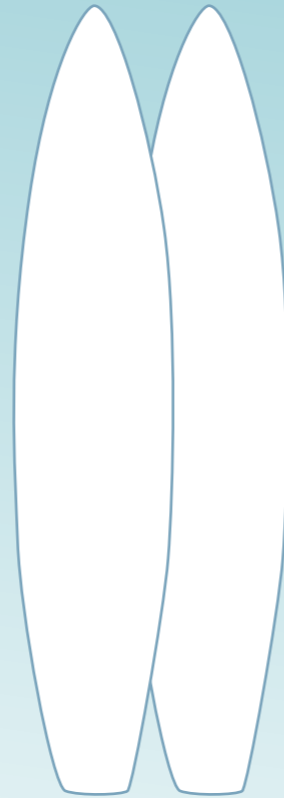
INCLUDED:

Comfortable backpack with extra finbag, double action pump, repair kit, 9" fin



CONSTRUCTION

- Welded Seams
- Woven Drop Stitch
- Tail Rail Edge
- Comfortable Diamond EVA Pad
- Bungee Straps



SIZE (inch)	TECHNOLOGY	WEIGHT +/- 10 % (kg)	WIDTH (cm)	VOLUME (liter)	LENGTH (cm)	THICKNESS (cm)	FINS	CODE	SRP €*
11'6" x 30" x 6"	LC	tba	76	311	350	15,2	9,0" IM	221135	tba
12'6" x 31" x 6"	LC	tba	81	333	381	15,2	9,0" IM	221135	tba

CRUISAIR LE 3DS

CRUISING, TOURING & FITNESS

The CruisAir is the perfect design for your everyday paddle, touring and fitness. The balanced shape outline with a wider tail and narrower outline combines stability with speed. It is an excellent daily use board for different levels of riders.

The pre-laminated double layer Light Edition construction is the ultimate in lightweight inflatable construction. The added 3D Stringer is the most innovative solution to increase the stiffness of an inflatable board.

INCLUDED: Comfortable backpack with extra finbag, double action pump, repair kit, 9" fin



CONSTRUCTION

- Welded Seams
- 3D Stringer
- Double Layer Drop Stitch
- Tail Rail Edge



SIZE (inch)	TECHNOLOGY	WEIGHT +/- 10 % (kg)	WIDTH (cm)	VOLUME (liter)	LENGTH (cm)	THICKNESS (cm)	FINS	CODE	SRP €*
11'6" x 30" x 6"	LE 3DS	8,6	76	311	350	15,2	9,0" IM	221137	699,00
12'6" x 31" x 6"	LE 3DS	9,4	81	333	381	15,2	9,0" IM	221137	799,00
11'6" x 30" x 5"	LE 3DS	8,5	76	252	350	12,7	9,0" IM	221138	699,00

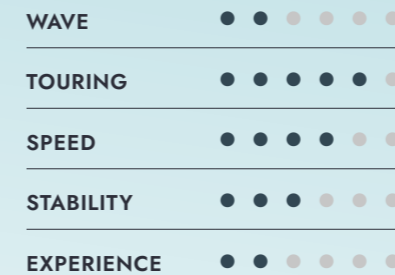
CRUISAIR LE

CRUISING, TOURING & FITNESS

The CruisAir is the perfect design for your everyday paddle, touring and fitness. The balanced shape outline with a wider tail and narrower outline combines stability with speed. It is an excellent daily use board for different levels of riders.

The pre-laminated double layer Light Edition construction is the ultimate in lightweight inflatable construction. The machine-pre-laminated two layers of airtight PVC create a durable shell of accurate thickness.

INCLUDED: Comfortable backpack with extra finbag, double action pump, repair kit, 9" fin



CONSTRUCTION

- Welded Seams
- Double Layer Drop Stitch
- Comfortable Diamond EVA Pad
- Bungee Straps



TOP SELLER

SIZE (inch)	TECHNOLOGY	WEIGHT +/- 10 % (kg)	WIDTH (cm)	VOLUME (liter)	LENGTH (cm)	THICKNESS (cm)	FINS	CODE	SRP €*
11'6" x 30" x 6"	LE	8,2	76	311	350	15,2	9,0" IM	221139	599,00
12'6" x 31" x 6"	LE	9,0	81	333	381	15,2	9,0" IM	221139	699,00

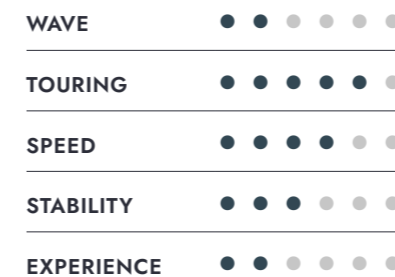
CRUISAIR SL

CRUISING, TOURING & FITNESS

The CruisAir is the perfect design for your everyday paddle, touring and fitness. The balanced shape outline with a wider tail and narrower outline combines stability with speed. It is an excellent daily use board for different levels of riders.

The SuperLight is the most economical solution for those who are getting into Stand-Up Paddling. More stability for the beginners, more comfort for the families!

INCLUDED: Comfortable backpack, double action pump, repair kit, 9" fin



CONSTRUCTION

- Double Layer Drop Stitch
- Comfortable Diamond EVA Pad
- Bungee Straps



SIZE (inch)	TECHNOLOGY	WEIGHT +/- 10 % (kg)	WIDTH (cm)	VOLUME (liter)	LENGTH (cm)	THICKNESS (cm)	FINS	CODE	SRP €*
11'6" x 30" x 6"	SL	8,0	76	311	350	15,2	9,0" IM	221140	399,00
12'6" x 31" x 6"	SL	8,7	81	333	381	15,2	9,0" IM	221140	449,00

NEW

SPORTSTAIR CR

FAST & STIFF

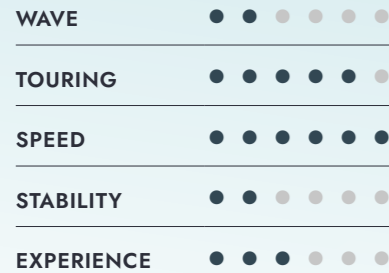
The secret of a fast board lies in the narrow outline, pointy nose, great gliding and stiffness. These principles were applied to the SportstAir to make it the fastest i-SUP available. Recently the SportstAir line was totally renewed and delivers even better performance. Its shape - with an outline developed by Werner Gnigler - has a thinner nose to allow better gliding after each stroke. With this board, it is finally possible to reach high-performance and pack it into a compact bag!

NEW TECHNOLOGY:

The new reinforced woven dropstitch technology for lighter, stronger and stiffer paddleboards. The woven yarns in the dropstitch give the board its shape and are less flexible than the traditional knitted dropstitch, which gives the board more strength and stiffness. The weight loss is possible due to reduced yarn threads in the woven technology.

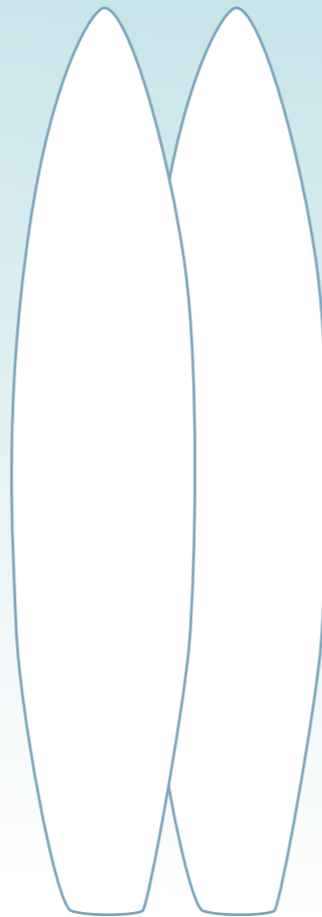
INCLUDED:

Comfortable backpack with extra finbag, double action pump, repair kit, 9" & 10" fin



CONSTRUCTION

- Welded Seams
- Woven Drop Stitch
- Reinforced Double Layer Dropstitch
- Tail Rail Edge
- Comfortable Diamond EVA Pad
- Bungee Straps



SIZE (inch)	TECHNOLOGY	WEIGHT +/- 10 % (kg)	WIDTH (cm)	VOLUME (liter)	LENGTH (cm)	THICKNESS (cm)	FINS	CODE	SRP €*
12'6" x 29" x 6"	CR	tba	tba	tba	381	15,2	10.0" IM	221141	tba
14'0" x 30" x 6"	CR	tba	76	377	426	15,2	10.0" IM	221144	tba

WINDSUPAIR LE

SAILING & PADDLING

We introduced the JP windsurfing DNA to the most versatile shapes in the line and created this model. With this combination, we created the magic formula: Windsurf + SUP + inflatable = WindsupAIR. The JP-Australia fans have chosen WindsupAIR as one of their all-time favorite products.

The pre-laminated double layer Light Edition construction is the ultimate in lightweight inflatable construction. The machine-pre-laminated two layers of airtight PVC create a durable shell of accurate thickness.

INCLUDED: Comfortable backpack with extra finbag, double action pump, repair kit, 9" & 10" fin



CONSTRUCTION

- Welded Seams
- Double Layer Drop Stitch
- Comfortable Diamond EVA Pad
- Bungee Straps
- Windsurf Option

SIZE (inch)	TECHNOLOGY	WEIGHT +/- 10 % (kg)	WIDTH (cm)	VOLUME (liter)	LENGTH (cm)	THICKNESS (cm)	FINS	CODE	SRP €*
10'6" x 32" x 6"	LE	8,7	81	318	319	15,2	9.0" IM + 10.0" IM	221146	699,00
11'0" x 34" x 6"	LE	9,2	87	353	335	15,2	9.0" IM + 10.0" IM	221146	749,00



TOP SELLER



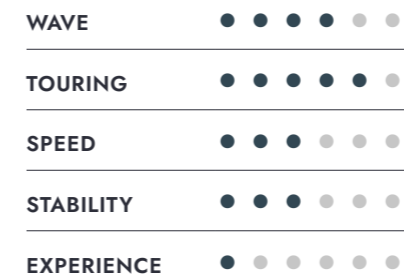
WINDSUPAIR SL

SAILING & PADDLING

We introduced the JP windsurfing DNA to the most versatile shapes in the line and created this model. With this combination, we created the magic formula: Windsurf + SUP + inflatable = WindsupAIR. The JP-Australia fans have chosen WindsupAIR as one of their all-time favorite products.

The SuperLight is the most economical solution for those who are getting into Stand-Up Paddling. More stability for the beginners, more comfort for the families!

INCLUDED: Comfortable backpack, double action pump, repair kit, 9" & 10" fin



CONSTRUCTION

- Double Layer Drop Stitch
- Comfortable Diamond EVA Pad
- Bungee Straps
- Windsurf Option

SIZE (inch)	TECHNOLOGY	WEIGHT +/- 10 % (kg)	WIDTH (cm)	VOLUME (liter)	LENGTH (cm)	THICKNESS (cm)	FINS	CODE	SRP €*
11'0" x 34" x 6"	SL	8,8	87	353	335	15,2	9.0" IM + 10.0" IM	221147	499,00



VENUS LE WOMAN

GIRL POWER

Originated from two popular sizes from our AllroundAir and CrusAir ranges, the Venus line comes in a beautiful and exciting color combination. These boards are perfect for cruising, touring, fitness and yoga. They provide all that is needed for a great time on the water.

The pre-laminated double layer Light Edition construction is the ultimate in lightweight inflatable construction. The machine-pre-laminated two layers of airtight PVC create a durable shell of accurate thickness.

INCLUDED: Comfortable backpack with extra finbag, double action pump, repair kit, 9" fin



CONSTRUCTION

- Welded Seams
- Double Layer Drop Stitch
- Comfortable Diamond EVA Pad
- Bungee Straps



SIZE (inch)	TECHNOLOGY	WEIGHT +/- 10 % (kg)	WIDTH (cm)	VOLUME (liter)	LENGTH (cm)	THICKNESS (cm)	FINS	CODE	SRP €*
10'6" x 32" x 5"	LE (AllroundAir)	7,9	81	256	319	12,7	9.0" IM	221149	499,00
11'6" x 30" x 5"	LE (CruisAir)	8,2	76	252	350	12,7	9.0" IM	221149	549,00

NEW

MONSTAIR CR

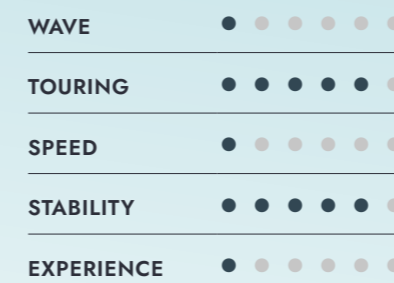
THE MONSTER IS BACK IN TOWN

Our team board appears again as huge as usual! With 17' of length and 65" of width, this board was redesigned with the new SLCR construction to have the highest standard in the most fun board of the SUP range. Call your friends and family, pets are also welcome! Fun times wait ahead with this gentle beast. Windsurf tandem blasting, teaching, paddling river tours, or just using it as your own private island!

NEW TECHNOLOGY:

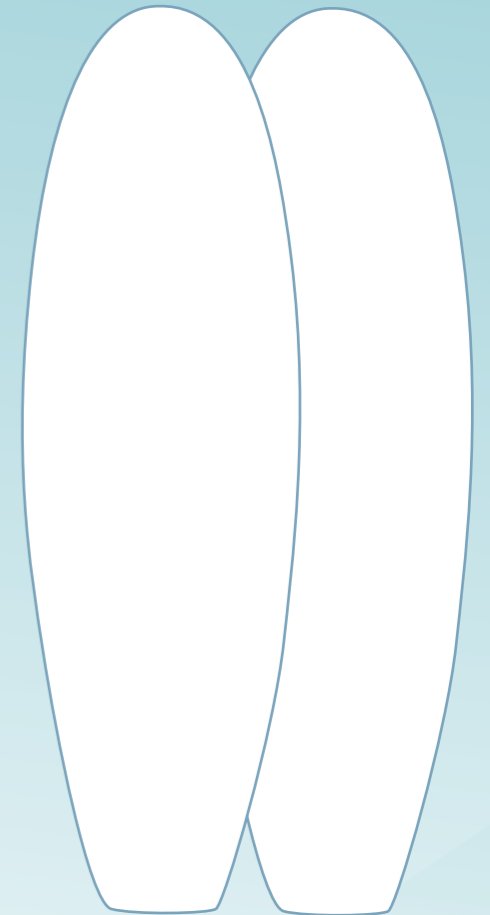
The new reinforced woven dropstitch technology for lighter, stronger and stiffer paddleboards. The woven yarns in the dropstitch give the board its shape and are less flexible than the traditional knitted dropstitch, which gives the board more strength and stiffness. The weight loss is possible due to reduced yarn threads in the woven technology.

INCLUDED: 4x 10" fins, 2x Double Action Pump, 1x bag.



CONSTRUCTION

- Welded Seams
- Woven Drop Stitch
- Reinforced Double Layer Dropstitch
- Tail Rail Edge
- Comfortable Diamond EVA Pad
- 2x Windsurf Mastplugs
- 10x Carrying Handles and 2 Valves

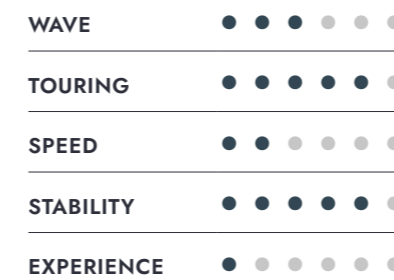


SIZE (inch)	TECHNOLOGY	WEIGHT +/- 10 % (kg)	WIDTH (cm)	VOLUME (liter)	LENGTH (cm)	THICKNESS (cm)	FINS	CODE	SRP €*
17'0" x 65" x 6"	CR	tba	165	1100	518	15,2	4x 10.0" IM	221156	tba

YOUNG GUN AIR SL KIDS

THE SMALLER SUP FOR YOUNG GUN FUN

Same proven outline from the AllroundAir line scaled down to the proper size for the kids. The width of the kids shoulders require a narrower board so that they can maintain a straight line paddling. With a very wide board they will inevitably paddle too wide around and consequently have to change paddle side too often. Comes with a bungee cord in the front.



SIZE (inch)	TECHNOLOGY	WEIGHT +/- 10 % (kg)	WIDTH (cm)	VOLUME (liter)	LENGTH (cm)	THICKNESS (cm)	FINS	CODE	SRP €*
9'0" x 26" x 5"	SL	5,6	66	177	274	13	9.0" IM	221155	349,00



ALLROUNDAIR LE PACKAGE

PACKAGE INCLUDES

SUP Board, Paddle, Pump, Bag, Repair-Kit



BOARD	PADDLE	CODE	SRP €*
AllroundAir LE 10'6" x 32" x 6"	Glass/Nylon 88 3-pc	221162	529,00
AllroundAir LE 11'0" x 33" x 6"	Glass/Nylon 88 3-pc	221167	579,00

CRUISAIR SL PACKAGE

PACKAGE INCLUDES

SUP Board, Paddle, Pump, Bag, Repair-Kit



BOARD	PADDLE	CODE	SRP €*
CruisAir SL 11'6" x 30" x 6"	Glass/Nylon 88 3-pc	221165	429,00
CruisAir SL 12'6" x 31" x 6"	Glass/Nylon 88 3-pc	221166	479,00

ALLROUNDAIR SL PACKAGE

PACKAGE INCLUDES

SUP Board, Paddle, Pump, Bag, Repair-Kit



PACKAGE	BOARD	PADDLE	CODE	SRP €*
Option 1	Allround SL 10'6" x 32" x 6"	Glass/Nylon 88 3-pc	221160	399,00
Option 1	Allround SL 11'0" x 33" x 6"	Glass/Nylon 88 3-pc	221164	419,00
Option 2	Allround SL 10'6" x 32" x 6"	Alu/Nylon 88 3-pc	221168	379,00
Option 2	Allround SL 11'0" x 33" x 6"	Alu/Nylon 88 3-pc	221169	399,00

YOUNG GUNAIR SL KIDS PACKAGE

PACKAGE INCLUDES

SUP Board, Paddle, Pump, Bag, Repair-Kit



BOARD	PADDLE	CODE	SRP €*
Young Gun Air SL 9'0"	Glass PE 75 small 2-pc	221163	369,00

SURF PRO

TOP TO BOTTOM PERFECTION

The JP-Australia Surf range is designed for the "no-compromise", top to bottom performance in the proper surf conditions for riders of all sizes. The whole Surf line has unique features: single to double concave flowing into a V tail, pulled in nose and tail, progressive rocker line and thin rails. Its pure performance-oriented layout makes the Surf the best choice for the perfectionist wave riders.



CONSTRUCTION

Thruster Fin Set
FCS Plugs for various fin positions
Center fin boxes allow 2 slightly different fin positions

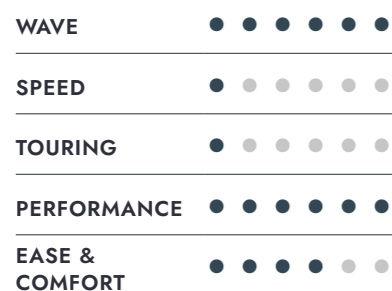


SIZE (inch)	TECHNOLOGY	WEIGHT +/- 10 % (kg)	WIDTH (cm)	VOLUME (liter)	LENGTH (cm)	THICKNESS (cm)	BOX	CODE	SRP €*
7'2" x 25"	Pro	5,3	64	82	219	10,6		221107	1.899,00
7'6" x 27"	Pro	5,7	69	92	229	10,2	Center R7 + 2x R5	221107	1.949,00
8'1" x 28"	Pro	6,1	71	103	246	10,6		221107	1.999,00
8'6" x 29"	Pro	6,5	74	113	259	10,6	Center R7	221107	2.049,00
8'10" x 30"	Pro	7,0	77	128	270	10,9	+ 2x R7	221107	2.099,00

SURFPLUS PRO

EASY WAVE PERFORMANCE

Surfplus are all new designs equipped with all features of a modern wave shape. The plus stands for extra width and stability improving the success rate of riding waves tremendously no matter how demanding the conditions are without sacrificing radical performance.



CONSTRUCTION

Thruster Fin Set
FCS Plugs for various fin positions
Center fin boxes allow 2 slightly different fin positions



SIZE (inch)	TECHNOLOGY	WEIGHT +/- 10 % (kg)	WIDTH (cm)	VOLUME (liter)	LENGTH (cm)	THICKNESS (cm)	BOX	CODE	SRP €*
8'3" x 30,5"	Pro	7,2 (Est.)	77,5	125	251,5	11,2	2x Thruster R5	221108	2.099,00
8'6" x 31,5"	Pro	7,7 (Est.)	80	135	259,3	11,7	+ 2x Thruster R7	221108	2.149,00

FOIL SLATE IPR

LIGHTNING FAST AND FLYING HIGH

The Foil Slate is a top choice of the riders and the most flexible board in the market at the same time! Werner Gnigler created this great shape for those who wanted to have an all-in-one water sports board. Please note: SUP Foil, SUP Surf Foil, SUP Downwind Foil, Wing Foil, Windsurf Foil, SUP Surf, SUP, Wing Surf and who knows what else can be tried with the Foil Slate!

The Foil Slate is available in our IPR technology which means, the Innegra Parabolic Rail works as a stringer around the whole shape, adding extra stiffness to the board. Using this version of the Foil Slate range you get the best cost/benefit ratio.



CONSTRUCTION

Awarded as „SUP Paddlesports of the Year 2020“ Product
Stable, fast, reactive
Bottom shape features a V entry that flows into a deep single concave ending with a subtle V
Two long US track boxes
Traditional 3 finbox set for Stand-Up-Paddling

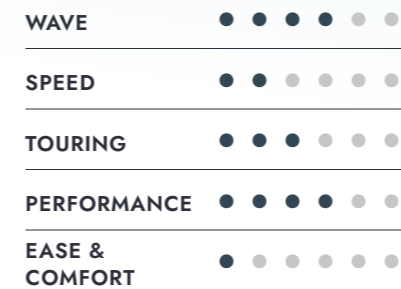


SIZE (inch)	TECHNOLOGY	WEIGHT +/- 10 % (kg)	WIDTH (cm)	VOLUME (liter)	LENGTH (cm)	THICKNESS (cm)	BOX	CODE	SRP €*
7'8" x 29"	IPR	8,5	74	112	236	10,6	R7 + 2x Thruster R7	221105	1.499,00
8'2" x 30"	IPR	8,9	76	128	249	11,3	R7 + 2x Thruster R7	221105	1.549,00
8'10" x 31"	IPR	10,2	79	145	269	11,5	R7 + 2x Thruster R7	221105	1.599,00

FUSION WOOD & SOFT DECK

THEY LOVE THE WAVES

The combination of a surfboard outline, subtly curved rocker line and generous volume thinned out on the rails through a step deck is a winning concept that fuses glide and stability with great surfing characteristics. The bottom shapes feature concaves throughout running into a V towards the tail. The V in the tail helps to rail up when going down a wave. The nose creates efficient lift and the thinned out rails produce good bite during turns.



CONSTRUCTION

Bottom shape features concaves throughout running into a V towards the tail
Nose creates efficient lift
Thinned out rails produce good bite during turns



SIZE (inch)	TECHNOLOGY	WEIGHT +/- 10 % (kg)	WIDTH (cm)	VOLUME (liter)	LENGTH (cm)	THICKNESS (cm)	BOX	CODE	SRP €*
9'2"x30,5"	Wood	9,2	77	139	279	10,2	RTM Stand-Up 6.5"	22111	1.649,00
9'8"x31"	Wood	10,0	80	152	294	10,6	+ 2x FCS M5	22111	1.699,00
10'2"x32"	Wood	10,8	82	170	311	10,3	RTM Stand-UP 8"	22111	1.749,00
10'8"x34"	Wood	11,7	87	193	325	10,9	+ 2x FCS M7	22111	1.799,00
10'2" x 32"	Soft Deck	12	81	170	311	10,3		221111	1.349,00
10'8" x 34"	Soft Deck	13	87	193	325	10,9	IM Stand-UP 9.0"	221111	1.449,00

LONGBOARD PRO

CLASSIC PERFORMANCE

The Longboard line is full-on surf performance-oriented. All four sizes feature a very subtle step deck and a nicely pulled in tail. The narrow tail, in combination with a V, makes them very loose and responsive. A flat deck curve gives the rider confidence when paddling and the stability needed to cross the breaking waves. The smooth bottom curve provides good glide and, in combination with the increasing tail kick, easy rail to rail transition.

The Longboards have an amazing range of use. They work great for beginners to experts, from first paddle strokes to hanging ten!



CONSTRUCTION

Subtle step deck and pulled in tail
Flat deck curve
Smooth bottom curve



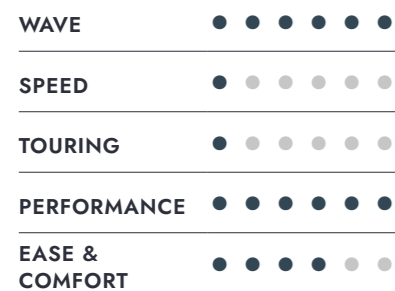
SIZE (inch)	TECHNOLOGY	WEIGHT +/- 10 % (kg)	WIDTH (cm)	VOLUME (liter)	LENGTH (cm)	THICKNESS (cm)	US BOX	CODE	SRP €*
9'4" x 27"	PRO	9,3	68,7	110	284,5	9,3	StandUp 6,5" US RTM + 2x Thruster R5	221113	2.099,00

LONGBOARD WOOD

CLASSIC PERFORMANCE

The Longboard line is full-on surf performance-oriented. All four sizes feature a very subtle step deck and a nicely pulled in tail. The narrow tail, in combination with a V, makes them very loose and responsive. A flat deck curve gives the rider confidence when paddling and the stability needed to cross the breaking waves. The smooth bottom curve provides good glide and, in combination with the increasing tail kick, easy rail to rail transition.

The Longboards have an amazing range of use. They work great for beginners to experts, from first paddle strokes to hanging ten!



CONSTRUCTION

Thruster Fin Set
FCS Plugs for various fin positions
Center fin boxes allow 2 slightly different fin positions
JP's Wood Edition



SIZE (inch)	TECHNOLOGY	WEIGHT +/- 10 % (kg)	WIDTH (cm)	VOLUME (liter)	LENGTH (cm)	THICKNESS (cm)	US BOX	CODE	SRP €*
9'6"x28"	Wood Edition	8,8	71	130	290	9,9	StandUp 6,5" US RTM + 2x Thruster R5	221113	1.649,00
10'0"x29"	Wood Edition	9,5	74	149	305	10,8	StandUp 8,0" US RTM + 2x Thruster R3	221113	1.699,00
10'6"x30"	Wood Edition	10,3	76	160	319	10,8	StandUp 8,0" US RTM + 2x Thruster R3	221113	1.749,00
11'6"x31"	Wood Edition	11,9	79	209	350	10,8	StandUp 9,0" US RTM	221113	1.799,00

HYBRID WOOD

TOUR & SURF

The subtle displacement bow flowing into a double concave bottom with soft thin rails and narrow tail provides a combination of good glide, stability and solid surfing characteristic. The Hybrids feature a long efficient water line offering a superior paddling sensation on flat water with the longboard type of tail for easy rail to rail transfers in the surf.

Take the Hybrid for a tour or a downwind run and check out the waves on your way back. Bring along your necessities under the bungee tie downs for a great day on the water.



CONSTRUCTION

Subtle displacement bow flowing into a double concave bottom
Soft thin rails and a narrow tail for a good glide, stability and solid surfing
Long efficient water line

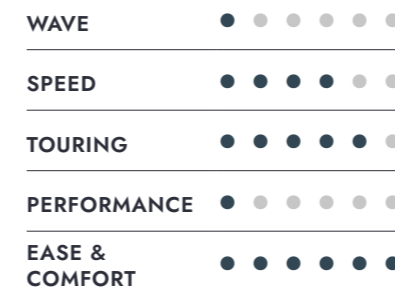


SIZE (inch)	TECHNOLOGY	WEIGHT +/- 10 % (kg)	WIDTH (cm)	VOLUME (liter)	LENGTH (cm)	THICKNESS (cm)	US BOX	CODE	SRP €*
10'8"x 31"	Wood Edition	11,2	79	191	323	12,7	StandUp 9,0" US RTM	221115	1.649,00
11'6"x 32"	Wood Edition	11,7	82	212	350	12,7	StandUp 9,0" US RTM	221115	1.749,00

OUTBACK AST

RUNNING SILENT

The super stable parallel outline and the sharp displacement bow ensure an effortless and silent glide. Apart from standard fittings like multiple bungee tie downs, FCS nose plugs for GoPro or the JP standard windsurfing option, the Outback comes with cooler tie-down inserts, inserts for the JP Fishing Rack (sold separately) and a very special and unique storage system: the Light Capsule! Discover the new worlds with the amazing night paddling feature of the Outbacks! The Light Capsule has a transparent bottom that lets you put in a flashlight of your choice for an amazing night paddling sensation! You can, of course, use it to store car keys, your favorite drink or even tackle bait. The boards feature the fully padded nose for a comfortable ride of your kid or your dog. Paddle out and kick back - the Outback!



CONSTRUCTION

Thruster Fin Set
FCS Plugs for various fin positions
Center fin boxes allow 2 slightly different fin positions



SIZE (inch)	TECHNOLOGY	WEIGHT +/- 10 % (kg)	WIDTH (cm)	VOLUME (liter)	LENGTH (cm)	THICKNESS (cm)	US BOX	CODE	SRP €*
12'0" x 32.5	AST	16.5 (est)	83	295	365	17,4	Race 8,4" US RTM	221117	1.949,00

GT-S CARBON

FAST TOURER AND GREAT CRUISER

The GT-S is the pinnacle of our flatwater touring range development! Think „ease of use“ at no cost to speed. The narrow nose outline slices through the water effortlessly making way for the wide and parallel midsection to carry that glide all the way through the stable tail. The idea is to be able to enjoy the view on SUP tours while gliding at an average Race SUP speed. You don't want to feel cramped on a super narrow race board afraid you'll take a dive if you take a look around you.

Big bungee deck area with subtle cockpit will take care of all the gear you can possible need for a great tour. 6 additional bungee tie downs at the tail. You can pack gear for multi day tours with no problem!



CONSTRUCTION
 Touring board for flatwater
 Wider tail
 Stability
 Perfect for lakes



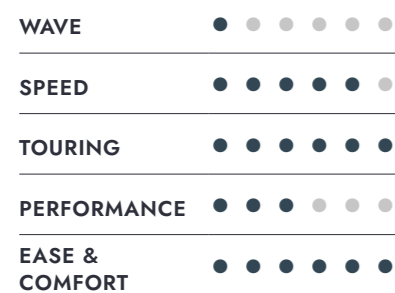
SIZE (inch)	TECHNOLOGY	WEIGHT +/- 6 % (kg)	WIDTH (cm)	VOLUME (liter)	LENGTH (cm)	THICKNESS (cm)	US BOX	CODE	SRP €*
12'6" x 29"	CARBON	12,8	74	287	381	20,3	Race 8,4" US RTM	221121	2.599,00
14'0" x 29"	CARBON	13,8	74	309	426	19,6	Race 8,4" US RTM	221121	2.699,00

GT-S BIAX

FAST TOURER AND GREAT CRUISER

The GT-S is the pinnacle of our flatwater touring range development! Think „ease of use“ at no cost to speed. The narrow nose outline slices through the water effortlessly making way for the wide and parallel midsection to carry that glide all the way through the stable tail. The idea is to be able to enjoy the view on SUP tours while gliding at an average Race SUP speed. You don't want to feel cramped on a super narrow race board afraid you'll take a dive if you take a look around you.

Big bungee deck area with subtle cockpit will take care of all the gear you can possible need for a great tour. 6 additional bungee tie downs at the tail. You can pack gear for multi day tours with no problem!



CONSTRUCTION
 Touring board for flatwater
 Wider tail
 Stability
 Perfect for lakes



SIZE (inch)	TECHNOLOGY	WEIGHT +/- 10 % (kg)	WIDTH (cm)	VOLUME (liter)	LENGTH (cm)	THICKNESS (cm)	US BOX	CODE	SRP €*
12'6" x 29"	BIAX	14,6	74	287	381	20,3	Race 8,4" US RTM	221121	1.699,00
14'0" x 29"	BIAX	16,0	74	309	426	19,6	Race 8,4" US RTM	221121	1.799,00

ALLWATER GT BIAX

THE ALLROUND GRAND TOURER

The GT came to life after we developed the Allwater Race boards. When we realized how stable, fast and easy to paddle this shape was we immediately knew that we found the ideal formula for a performance-oriented tourer. The main strong points of this magic shape are; high volume in the nose and the tail area for lift and stability in all conditions, wide square tail and the concave bottom for ultimate in stability and water line efficiency.



CONSTRUCTION
 Race shape-based
 Allwater touring board
 Performance oriented
 Wide tail
 Stability



SIZE (inch)	TECHNOLOGY	WEIGHT +/- 10 % (kg)	WIDTH (cm)	VOLUME (liter)	LENGTH (cm)	THICKNESS (cm)	US BOX	CODE	SRP €*
12'6" x 28.5"	BIAX	14,6	72,4	322	381	25	Race 8,4" US RTM	221119	1.699,00
14'0" x 27.5"	BIAX	15,3	70	343	426	25	Race 8,4" US RTM	221119	1.799,00



CARBON PRO

100% Pre-preg Carbon, CNC shaped high density PVC core blade! 100% Pre-preg Carbon shaft! This is the only way to achieve lowest weight, quickest response and ultimate performance. The concave V blades are powerful and super stable, offered in 83 in², 90 in² and the newest 77 in². They feature a generous ABS edge for the protection of your board and the blade. The handles are made of 100% Carbon. The Cut-To-Length Carbon handle is covered with comfortable EVA.



MODEL	SHAFT LENGTH	BLADE	BLADE SIZE in ²	BLADE MATERIAL	SHAFT MATERIAL	CODE	SRP €*
1-piece "Cut-to-length"	< 215 cm	JP Concave V blade	77	100% Carbon	100% Pre-preg Carbon	201160	389,00
	< 217 cm	JP Concave V blade	83	100% Carbon	100% Pre-preg Carbon	201160	389,00
	< 219 cm	JP Concave V blade	90	100% Carbon	100% Pre-preg Carbon	201160	389,00
2-piece adjustable	158 - 213 cm	JP Concave V blade	77	100% Carbon	100% Pre-preg Carbon	201161	399,00
	160 - 215 cm	JP Concave V blade	83	100% Carbon	100% Pre-preg Carbon	201161	399,00
	162 - 217 cm	JP Concave V blade	90	100% Carbon	100% Pre-preg Carbon	201161	399,00
3-piece adjustable	167 - 213 cm	JP Concave V blade	77	100% Carbon	100% Pre-preg Carbon	201162	419,00
	169 - 215 cm	JP Concave V blade	83	100% Carbon	100% Pre-preg Carbon	201162	419,00
	171 - 217 cm	JP Concave V blade	90	100% Carbon	100% Pre-preg Carbon	201162	419,00

CARBON

100% Pre-preg Carbon CNC shaped high density PVC core blade with a 60% Pre-preg Carbon shaft is a great performance paddle. We kept the "swing weight" low by using the full carbon blade. The 60% Pre-preg Carbon shaft is a better option for those looking for a slightly more forgiving feel at a really low weight predominantly in waves or touring. The concave V blades feature a generous ABS edge for the protection of your board, offered in three sizes: 83 in², 90 in² and the newest 77 in². The handles are made of 100% Carbon. The Cut-To-Length Carbon handle is covered with comfortable EVA.



MODEL	SHAFT LENGTH	BLADE	BLADE SIZE in ²	BLADE MATERIAL	SHAFT MATERIAL	CODE	SRP €*
1-piece "Cut-to-length"	< 215 cm	JP Concave V blade	77	100% Carbon	60% Pre-preg Carbon	201163	289,00
	< 217 cm	JP Concave V blade	83	100% Carbon	60% Pre-preg Carbon	201163	289,00
	< 219 cm	JP Concave V blade	90	100% Carbon	60% Pre-preg Carbon	201163	289,00
2-piece adjustable	158 - 213 cm	JP Concave V blade	77	100% Carbon	60% Pre-preg Carbon	201164	299,00
	160 - 215 cm	JP Concave V blade	83	100% Carbon	60% Pre-preg Carbon	201164	299,00
	162 - 217 cm	JP Concave V blade	90	100% Carbon	60% Pre-preg Carbon	201164	299,00
3-piece adjustable	167 - 213 cm	JP Concave V blade	77	100% Carbon	60% Pre-preg Carbon	201165	319,00
	169 - 215 cm	JP Concave V blade	83	100% Carbon	60% Pre-preg Carbon	201165	319,00
	171 - 217 cm	JP Concave V blade	90	100% Carbon	60% Pre-preg Carbon	201165	319,00



CARBON GLASS


The Carbon blade in combination with a Pre-preg fiberglass shaft provides very good performance at a great price. The stringer inside the "Y" blade creates stiffness. The matte finish on the shaft provides good grip. Comes with a 100% carbon slotted extension and handle.



MODEL	SHAFT LENGTH	BLADE	BLADE SIZE in ²	BLADE MATERIAL	SHAFT MATERIAL	CODE	SRP €*
2-piece adjustable	160 - 215 cm	Y dihedral blade	83	100% Carbon	Fiberglass	201169	199,00
	162 - 217 cm	Y dihedral blade	90	100% Carbon	Fiberglass	201169	199,00
3-piece adjustable	169 - 215 cm	Y dihedral blade	83	100% Carbon	Fiberglass	201170	219,00
	171 - 217 cm	Y dihedral blade	90	100% Carbon	Fiberglass	201170	219,00

GLASS

Fiberglass flexes naturally and is therefore easy on your shoulders and back. The stringer inside the "Y" blade creates stiffness while the full fiberglass pressure molded blade is leak proof. The shafts have a horizontally roughened surface for good grip. Comes with a fiberglass/carbon extension and an ABS handle.



MODEL	SHAFT LENGTH	BLADE	BLADE SIZE in ²	BLADE MATERIAL	SHAFT MATERIAL	CODE	SRP €*
2-piece adjustable	160 - 215cm	Y dihedral blade	83	Fiberglass	Fiberglass	201176	189,00
	162 - 217 cm	Y dihedral blade	90	Fiberglass	Fiberglass	201176	189,00
3-piece adjustable	169 - 215cm	Y dihedral blade	83	Fiberglass	Fiberglass	201177	199,00
	171 - 217 cm	Y dihedral blade	90	Fiberglass	Fiberglass	201177	199,00

TOP
SELLER

GLASS PE

This combination of light fiberglass shaft and a V Concave fiberglass reinforced Polyethylene (PE) blade is a great alternative to heavier alloy paddles. The shafts have a horizontally roughened surface for a good grip and they come with an Aluminum slotted extension and an ABS handle.



MODEL	SHAFT LENGTH	BLADE	BLADE SIZE in²	BLADE MATERIAL	SHAFT MATERIAL	CODE	SRP €*
2-piece adjustable	162 - 217 cm	V blade	90	Polyethylene (PE) reinforced with Ffiberglass	Fiberglass	201173	89,00
3-piece adjustable	171 - 217 cm	V blade	90	Fiberglass	Fiberglass	201174	99,00
Small: 2-piece adjustable	135 - 190 cm	Soft concave blade	75	Fiberglass	Fiberglass	201175	69,00

ALU NYLON

Slightly convex shaped pulling face for a simple and predictable movement through the water. The fiberglass reinforced NYLON blade features a wide center stringer for a direct energy transfer with each stroke.



MODEL	SHAFT LENGTH	BLADE	BLADE SIZE in²	BLADE MATERIAL	SHAFT MATERIAL	CODE	SRP €*
3-piece adjustable	171 - 224 cm	Convex nylon blade	88	Fiberglass reinforced Nylon	Aluminum	201185	39,00

GLASS NYLON

Slightly convex shaped pulling face for a simple and predictable movement through the water. The fiberglass reinforced NYLON blade features a wide center stringer for a direct energy transfer with each stroke.



MODEL	SHAFT LENGTH	BLADE	BLADE SIZE in²	BLADE MATERIAL	SHAFT MATERIAL	CODE	SRP €*
2-piece adjustable	171 - 220 cm	Convex nylon blade	88	Fiberglass	Fiberglass	201183	79,00
3-piece adjustable	171 - 220 cm	blade	88	reinforced Nylon	Fiberglass	201186	79,00



JP-AUSTRALIA.COM

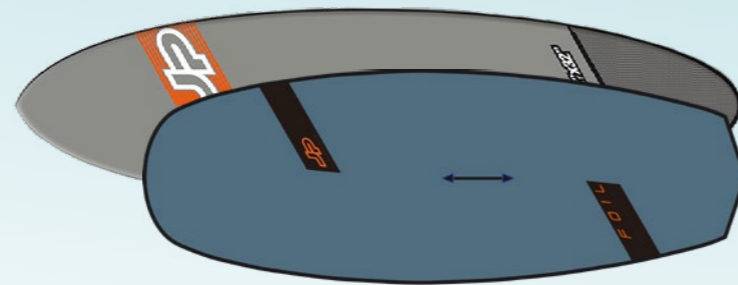
OUTBACK FISHING RACK



SIZE	CODE	SRP €*
one size	271132	399,00

BOARDBAGS LIGHT & HD SUP

Takes up to 1 SUP board
Comfortable handles
Extra padding on nose and side
Flight approved



SIZE	CODE	SRP €*
SUP X-Bag Small	273067	109,00
SUP X-Bag Medium	273067	119,00
SUP X-Bag Large	273067	129,00
Foil Slate Small	273066	134,00
Foil Slate Medium	273066	139,00
Foil Slate Large	273066	144,00
Surf 7'2" x 25"	273047	119,00
Surf 7'6" x 27"	273047	124,00
Surf 8'1" x 28"	273047	129,00
Surf 8'6" x 29"	273047	134,00
Surf 8'10" x 30"	273047	139,00
Surf Wide 8'2" x 31.5"	273050	139,00
Surf Wide 8'8" x 32"	273050	144,00
Surf Wide 9'3" x 32.5"	273050	149,00
Fusion 9'2" x 30.5"	273051	139,00
Fusion 9'8" x 31"	273051	149,00
Fusion 10'2" x 32"	273051	159,00
Fusion 10'8" x 34"	273051	169,00
Longboard 9'6" x 28"	273052	139,00
Longboard 10'0" x 29"	273052	149,00
Longboard 10'6" x 30"	273052	159,00
Longboard 11'6" x 31"	273052	169,00
Hybrid 10'8" x 31"	273054	159,00
Hybrid 11'6" x 32"	273054	169,00
Outback 12'0" x 32.5"	273061	179,00
Allwater GT 12'6" x 28.5"	273062	189,00
Allwater GT 14'0" x 27.5"	273062	199,00
GT-S 12'6" x 29"	273065	189,00
GT-S 14'0" x 29"	273065	199,00
HD SUP Race 12'6"	273058	379,00
HD SUP Race 14'0"	273058	389,00

FINS SUP

STAND UP RTM
US BOX



SIZE	CODE	SRP €*
5.5"	252016	59,00
6.5"	252016	64,00
8.0"	252016	69,00
9.0"	252016	74,00

STAND UP FIN
US BOX



9.0"	242037	39,00
------	--------	-------

STAND UP RACE RTM
US BOX



8.4"	252018	89,00
------	--------	-------

THRUSTER RTM
SET



(no set)

Left & Right R3	252019	79,00
Left & Right R5	252019	79,00
Left & Right R7	252019	79,00
Center Fin R7	262020	44,00

AIR SUP SOFT FIN

9.0"	262022	14,00
10.0"	272022	19,00

SPARE PARTS SUP

MODEL	SIZE	CODE	SRP €*
Fin Screw M4x20 - PH2 including brass sliding nut	M4x20	242082	5,50
Fin Screw M4x25 - PH2 including brass sliding nut	M4x25	242082	5,50
Fin Screw Inflatables	Stk.	271134	4,50
FCS Grub Screw 9.5mm	9.5mm	271139	2,50
WingAir Foil Screw Set (4pc) M8x20 T40 Titanium	M8x20	271142	14,95
Handle Set SUP	Stk.	245027	39,00
Paddle Clamp	Stk.	261123	11,00
Paddle Clamp Anti Twist	Stk.	271136	11,00
Paddle Clamp 3pc Paddle Bottom	Stk.	271137	7,00
Double Action Pump incl. Manometer	Stk.	271130	54,00
JP Wing Pump Multi Adaptor	Stk.	271143	9,95



PROMOTION

APPAREL & MERCH





JP-AUSTRALIA T-SHIRT
LOGO



COLOUR	SIZE	FABRICS	CODE	SRP €*
blue / berry	S M L XL XXL	100% Cotton	224020	25,00

JP-AUSTRALIA T-SHIRT
THE ORIGINAL



COLOUR	SIZE	FABRICS	CODE	SRP €*
midnight blue	S M L XL XXL	100% Cotton	224020	25,00

JP-AUSTRALIA T-SHIRT
REFLECTIVE LOGO PRINT



COLOUR	SIZE	FABRICS	CODE	SRP €*
heather grey	S M L XL XXL	100% Cotton	224020	25,00

JP-AUSTRALIA T-SHIRT
BACKPRINT **WOMAN**



COLOUR	SIZE	FABRICS	CODE	SRP €*
white / peacock blue	XS S M L XL	100% Cotton	224023	25,00

JP-AUSTRALIA HOODIE
BACKPRINT



COLOUR	SIZE	FABRICS	CODE	SRP €*
charcoal heather	S M L XL XXL	60% Cotton / 40% Polyester	224022	49,00

JP-AUSTRALIA ZIPPER
BACKPRINT



COLOUR	SIZE	FABRICS	CODE	SRP €*
midnight blue	S M L XL XXL	60% Cotton / 40% Polyester	224021	49,00

JP-AUSTRALIA CREWNECK
LOGO **WOMAN**



COLOUR	SIZE	FABRICS	CODE	SRP €*
white / peacock blue	XS S M L XL	60% Cotton / 40% Polyester	224024	49,00

JP SHORT BEANIE



COLOUR	SIZE	CODE	SRP €*
rust	one size	224033	29,99

JP FLORAL NET CAP



COLOUR	SIZE	CODE	SRP €*
white/blue	one size	224032	34,99

JP CORK CAP



COLOUR	SIZE	CODE	SRP €*
cork / blue	one size	224027	39,99

BEACH SANDALS



COLOUR	SIZE	CODE	SRP €*
black / cork	US Size: 6 7 8 9 10 11 12	234011	19,90

JP DAD CAP



COLOUR	SIZE	CODE	SRP €*
mahagoni red	one size	224031	34,99



JP-AUSTRALIA STANDARD FLAG



COLOUR	SIZE (cm)	CODE	SRP €*
C1 blue / orange	150 x 130	226015	20,00
C2 berry / orange	150 x 130	226015	20,00

JP-AUSTRALIA BEACH FLAG SMALL FLAG SET

Including Ground Plate, Pole and Flag



COLOUR	SIZE (cm)	CODE	SRP €*
C1 blue / orange	220 x 60	226019	70,00
C2 berry / orange	220 x 60	226019	70,00

JP-AUSTRALIA BANNER



COLOUR	SIZE (cm)	CODE	SRP €*
C1 blue / orange	290 x 100	226020	38,00
C2 berry / orange	290 x 100	226020	38,00

JP-AUSTRALIA BEACH FLAG COMPLETE SET/ FLAG ONLY

Flag only: Ground Spikes, Rotators, Poles to be ordered separately


Complete Set: including Ground Spike, Rotator, Pole and Flag



	COLOUR	SIZE (cm)	CODE	SRP €*
Flag only	C1 blue / orange	450 x 90	226017	44,00
Flag only	C2 berry / orange	450 x 90	226017	44,00
Pole			126918	40,00
Rotator			126924	29,99
Ground Spike			126926	tba
Complete Set	C1 blue / orange	450 x 90	226016	120,00
Complete Set	C2 berry / orange	450 x 90	226016	120,00

JP-AUSTRALIA PROMO TENT SET

Tent comes with carrying case.
Tent with JP-AUSTRALIA logo print.



COLOUR	SIZE	CODE	SRP €*
C1 blue / orange	3 x 3 m	226021	870,00

BEACH CHAIR

Wooden beach chair with waterproof cloth for relaxed after sessions at the beach. Tent with JP-AUSTRALIA logo print.



COLOUR	SIZE	CODE	SRP €*
C1 blue / orange	50 x 139 cm	226022	80,00

SAIL STICKER



COLOUR	SIZE	CODE	SRP €*
silver	70 x 26 cm	296020	3,30

SAIL STICKER INVERTED



COLOUR	SIZE	CODE	SRP €*
silver	70 x 26 cm	296021	3,30

CLEW STICKER



COLOUR	SIZE	CODE	SRP €*
silver	20 x 7,5 cm	296022	1,10


JP-AUSTRALIA STICKER



COLOUR	SIZE	CODE	SRP €*
silver	60 x 4 cm	296023	1,60

prydegroup

BE SMART
USE B2B!



- ✓ NO SERVICE FEE
- ✓ ONLINE 24/7
- ✓ HOURLY UPDATE OF THE AVAILABILITIES
- ✓ NEVER MISS A DEAL
- ✓ INVOICES WITH PDF DOWNLOAD OPTION
- ✓ MEDIA CENTER

GET ACCESS VIA: <http://prydegroup-webfashion.de/en/>

PASSWORD: <http://prydegroup-webfashion.de/en/forgot-password/>

IF YOU HAVE ANY QUESTIONS PLEASE CONTACT:
info@pryde-group.de oder +49 (0) 89 – 66 50 49 – 0

Please use the E-mail-address that you supplied on your account form and you will be sent a direct link for setting a new password.
This Link is valid for 6 hours.

Close-Out Conditions 2023	
Sails	
≥ 4 Sails	-35%
≥ 8 Sails	-37%

Close-Out Conditions 2022	
Sail & Rigg	
≥ 2 Sails	-55%
≥ 4 Sails	-60%
≥ 1 Dragonfly boom	-30%
≥ 3 Dragonfly booms	-35%

Close-Out Conditions

prydegroup



NEILPRYDE

PRODUCT
MY 24
BOOK

PRYDE GROUP GMBH

BERGSTRASSE 7

82024 TAUFKIRCHEN

TEL +49 (0) 89 – 66 50 49 – 0

FAX +49 (0) 89 – 66 50 49 – 10

INFO@PRYDE-GROUP.DE

PRYDEGROUP.DE